



The Lincoln Impinger I 1400 Series is a self-contained conveyorised Impinger gas or electric oven that is stackable up to two high and designed for medium to large cooking outputs.

Stackable 2 high, the Impinger I has a 32" (813mm) wide x 40" (1016mm) deep baking chamber and a front access door with cool handle. The digital control panel makes it simple to adjust speed and temperature.

Has single fan cooling for quieter operation and a wide temperature range of 121°C to 316°C. Conveyor and air distribution fingers are removable through the front door for easy cleaning.

Comes with 73" (1854mm) conveyor and includes crumb trays below the belt outside the baking chamber.

Standard with FastBake™ technology which can reduce bake time by as much as 30% without increased noise levels or loss of product quality.

STANDARD FEATURES

- FastBake™ technology
- Stackable up to two oven cavities high
- 32" (813mm) wide, 73" (1854mm) long conveyor belt with product stop
- 40" (1016mm) baking chamber
- Temperature is adjustable from 121°C to 316°C
- Conveyor speed is adjustable from 1 minute to 30 minutes cooking time
- Front-loading access door with cool handle
- Customer-specific setups give customers very specific results
- Direct conveyor drive is powered by an AC motor
- Stainless Steel top, front and sides
- Oven Start-Up/Check-Out by service agent included in price

OPTIONAL FEATURES

- Split belt
- Flexible gas hose with quick disconnect

DIMENSIONS




1981W x 1473D x 1321H mm (single deck)
1981W x 1473D x 1641H mm (double deck)

Clearance: Rear:152mm Right side:610mm

PRODUCTION EXAMPLE PER DECK

Single deck: 90 x 12" pizzas/hr at 6mins

TECHNICAL DATA

Model	Power Supply	Output
 1456	240V 1 Phase 50Hz 3amp	126MJ per deck
 1457	240V 1 Phase 50Hz 3amp	126MJ per deck
 1455	415V 3 Phase 50Hz 40amp	27kW per deck

 Natural Gas  LP Gas  Electric

SPECIFICATIONS ARE SUBJECT TO CHANGE WITHOUT NOTICE.

1400 SERIES IMPINGER I

SINGLE BELT CONVEYORISED OVEN



ORDERING GUIDE

Model Numbers	Qty	Description
---------------	-----	-------------

1400 Single Deck

1456-S00-B-K1825	1	Natural Gas
1457-S00-B-K1825		LP Gas
1455-S00-B-K1825		Electric
1009		Oven Top
1012		High Stand With Casters
1082		Take Off Shelf

1400 Double Deck

1456-S00-B-K1825	2	Natural Gas
1457-S00-B-K1825		LP Gas
1455-S00-B-K1825		Electric
1009	1	Oven Top
1010	1	Low Stand With Casters
1082	2	Take Off Shelf

