

MANTOVA

SHELVING | TROLLEYS | HARDWARE | BARWARE | KITCHEN EQUIPMENT

WWW.MANTOVA.COM.AU



SHELVING

M-Span Shelving

The all new M-Span shelf is designed to be easy to clean and last a lifetime for an affordable price. Made by over moulding a sub frame with Food Grade Polypropylene to produce a strong shelf in one process. This patented technique reduces the cost and the carbon footprint to benefit both the customer and the environment.

SHELF SIZES:

Shelf Widths of
310mm, 460mm and 610mm
Shelf Lengths of
600, 750, 900, 1050, 1200, 1350 and 1500mm

STANDARD SHELVING HEIGHTS:

3 tiers: 1200mm high
4 tiers: 1800mm high
5 tiers: 2000mm high

WEIGHT LOADING:

M-Span shelves are rated to 200kgs evenly spaced per tier up to 1200mm long. Sizes 1350mm, 1500mm are rated to 150kg evenly spaced. Shelf clips are rated to 150kg up to 1200mm and 100kg for 1350 and 1500mm long shelves.

ASSEMBLY:

M-Span Shelving is quick and simple to assemble requiring no tools. Clear access corner units and add on units use stainless steel M-Span shelf clips eliminating 2 posts. All Shelf Posts come standard with adjustable feet.

WARRANTY:

M-Span Shelves: 20 Year Non Corrosion Warranty + 12 months Structural Warranty against manufacturing defects.
Posts: Choose between 304 Grade Stainless Steel and Galvanised posts. Each have a 12 month Structural Warranty against manufacturing defects.

ANTI-MICROBIAL PROTECTION:

M-Span shelves have **LIFE MATERIALS** Anti-Microbial Protection built in during the manufacturing process to help maintain hygienic food storage.

AIR FLOW:

The large flat open surfaces of the M-Span shelf enhance the airflow through the holes in the surface of the shelf.

USAGE:

M-Span shelving is suitable for dry store, coolroom and freezer use. The large flat surfaces can be written on, this is handy for organisation or customer info.



Post Style with Real Tuff Shelves

Mantova's Post Shelving with Real Tuff removable shelves have been making life easier for thousands of Australian businesses for more than two decades. Removable shelves are easy to clean and are dishwasher proof. Cleaning your cool room one shelf at a time without having to dismantle the whole bay of shelves is a huge time and cost saving.

SHELVES

Frames are welded 32 mm x 2.5 mm roll formed section fitted with moulded Real Tuff shelves.

Shelf lengths from 600 mm to 1800 mm available in increments of 150mm.

Widths can be 300, 450, 525 or 600 mm deep.

POSTS

Posts are manufactured from 25 mm x 25 mm x 1.2 mm tube fitted with a Mantova bullet foot allowing 32 mm of adjustment.

Standard Post Heights are
1200 mm high
1800 mm high
2000 mm high

FINISHES

> Zinc with Clear Lacquer
> Polished Stainless Steel

WEIGHT LOADING:

Real Tuff shelves are rated to 200kgs evenly spaced per tier up to 1200mm long. Sizes 1350mm to 1800mm are rated to 150kg evenly spaced. Shelf clips are rated to 150kg up to 1200mm and 100kg for 1350 to 1800mm long shelves.



Post Style with Wire Grid Shelves

Mantova's Wire Grid Shelving has solid roll formed sides which are easier to clean than other brands of wire shelving. Fully welded steel corners make this shelving very strong. The solid roll formed frame gives a clean look as well as price and product name space for front of shop use.

SHELVES

Frames are welded 32 mm x 2.5 mm roll formed section with Wire Grid of 4 mm wires spaced on 8 mm cross supports spaced at 25 mm centres.

Shelf lengths from 600 mm to 1800 mm available in increments of 150mm.

Widths can be 300, 375, 450, 525 or 600 mm deep.

POSTS

Posts are manufactured from 25 mm x 25 mm x 1.2 mm tube fitted with a Mantova bullet foot allowing 32 mm of adjustment.

Standard Post Heights are
1200 mm high
1800 mm high
2000 mm high

FINISHES

> Zinc with Clear Lacquer
> Polished Stainless Steel

WEIGHT LOADING:

Wire shelves are rated to 200kgs evenly spaced per tier up to 1200mm long. Sizes 1350mm to 1800mm are rated to 150kg evenly spaced. Shelf clips are rated to 150kg up to 1200mm and 100kg for 1350 to 1800mm long shelves.



Top Track Compactus Shelving

M-Span, Real Tuff and Wire Shelves can be used for Top Track Compactus Shelving.

FINISHES

- > Zinc Lacquered
- > Stainless Steel
- > M-Span

DIMENSIONS

- > 600mm to 1500mm wide units
- > Up to 2000mm high
- > Up to 5500mm long units
- > with 300, 450, 525 or 600mm wide shelves

OPTIONS

- > Rear and Side Mesh Panels
- > Rear and Side Ledges
- > Product Stops
- > Shelf Dividers



Ideal for wet areas, Top Track Shelving provides clear uninterrupted floor space for cleaning and trolley access. There are no floor tracks to gather debris or trip over.

Mobile assemblies are fixed to bases with large diameter heavy duty castors to ensure ease of movement. Guided between the top tracks shelving bays can be easily opened when required.



Post Style Project Shelving

Post Style Project Shelving is designed to accommodate loadings of 300kg each shelf. Project Shelving is useful for applications where heavy products will be stored in large quantities and/or the conditions of use will be extreme.

SHELF OPTIONS:

WIRE GRID

4mm wires at 25mm centres on 8mm supports

REAL TUFF SHELVES

Moulded Shelves
Will not rust or chip

DUNNAGE

25.4 x 25.4mm x 1.6mm tube

SOLID

Stainless Steel or Galvanised

POSTS

25 x 25 x 1.2mm thick with a Nylon foot giving 32mm of adjustment. A Stainless Steel foot allows for floor fixing and provides 65mm of adjustment

FINISHES

> Zinc Lacquered
> Polished Stainless Steel

SIZES

Length
600mm to 1800mm
(increments of 150mm)

Width

300mm to 600mm



Wire Wall Shelving

WALL MOUNTED

PRODUCT CODE #SWS9030
#SWS12030

Wall mounted adjustable wire grid shelving. Wall Shelves are removable for cleaning.

Made from 8mm frames with 4mm wires @ 25mm centres.

Shelves are reinforced with 25mm x 3mm bars.

Shelves are secured on brackets adjustable every 50mm to wall angles.

Shelves share common brackets on continuous runs.

SIZES

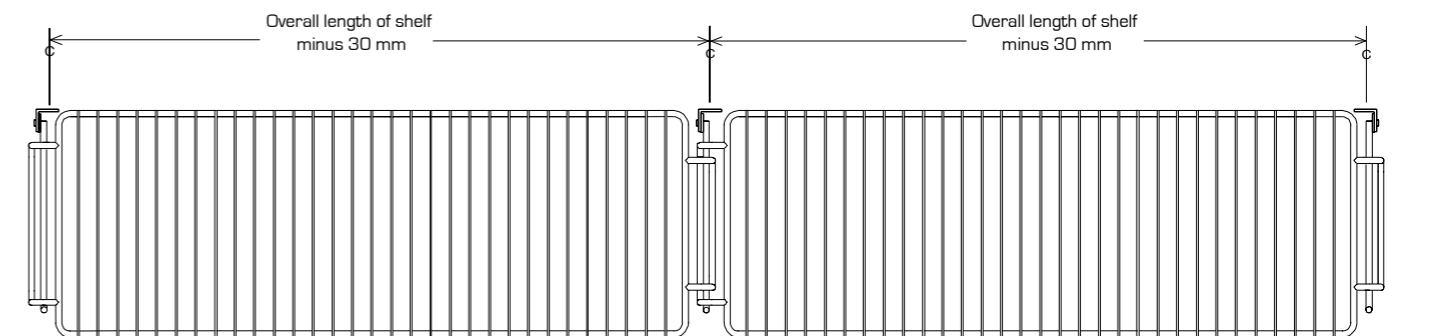
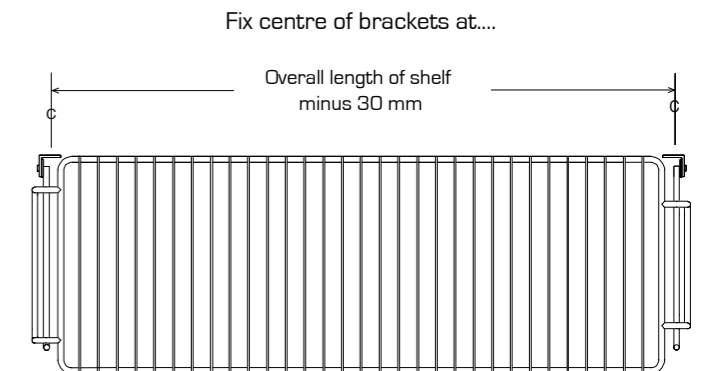
Lengths
900mm and 1200mm

Width
300mm

Wall Angle Heights
300 - 1800mm

FINISH

Polished Stainless Steel



Post Style Dunnage Shelving

Requiring no tools for assembly Mantova's Post Style Dunnage Shelving allows heavy duty shelving to be as easily set up and configured as standard shelving. Each shelf is height adjustable to suit. Shelves will hold 400kgs.

SHELVES

Manufactured from 25 mm x 25 mm x 1.6mm Square Tube. Designed to withstand heavy loading.

SIZES:

Shelf Lengths
600mm to 1500mm
(increments of 150mm)

Shelf Heights
Standard Post Heights are:
1200mm, 1800mm and 2000mm.

Posts are fitted with an adjustable stainless steel foot that allows for floor fixing and provides 65mm of adjustment.

Shelf Depths
450mm, 525mm and 600mm

FINISHES

- > Polished Stainless Steel
- > Zinc + Lacquer
- > Zinc + Powder Coat



Dunnage Shelving

Dunnage shelving is used to store heavy items off the floor. For loads up to 400kg use post style dunnage shelving. For loads in excess of 400kg use the fully welded dunnage rack. Both styles are available in 2 tiers.

SHELVES

Manufactured from 25 mm x 25 mm Square Tube. Designed to withstand heavy loading.

SIZES:

Shelf Height
Standard Leg Height of 200mm
achieves 150mm of ground clearance.

Shelf Length
600mm to 1800mm
(increments of 150mm)

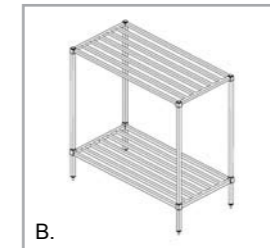

Shelf Depth
450mm and 600mm

FINISHES

- > Zinc Lacquered
- > Polished Stainless Steel
- > Hot Dip Galvanised

OPTIONS

- Heavy Duty Stainless Disc Foot or Castors
- Fully Welded for loads in excess of 400kg



- A. Addition of central support leg for 1500, 1650 and 1800mm lengths
- B. Available in 2 tier standard post style and 2 tier fully welded
- C. Fully Welded Dunnage Shelf



Super Market Shelving

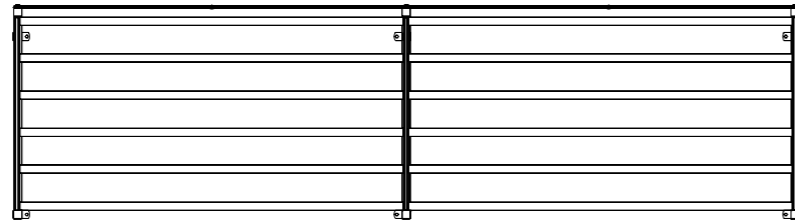
Heavy duty specification shelving designed for contractors working with super market stores. Shelves will hold 400kg per tier. Shelving consists of common end ladder style frames supporting dunnage style tiers.

MATERIALS

- > Stainless Steel or
- > Mild Steel

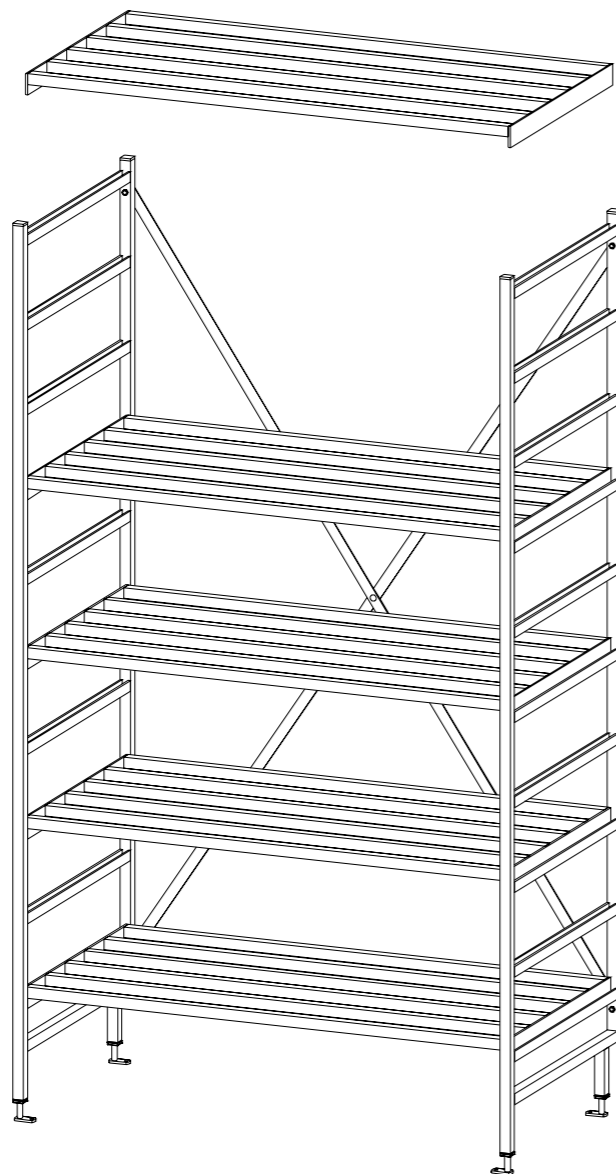
FINISH

- > Polished Stainless Steel
- > Zinc Plate with Lacquer



Double Module Top View

Super market shelving must be quoted by Head Office



Single Module

M-Span Mobile Shelving

M-Span shelving can be made mobile, handy for a large workplace where goods need to be moved long distances.

Also useful when access is tight and peoples movements can be blocked.

