


**Complete brochure**  
**Mobile units**



**[ Universal  
kitchen unit program ]**



**Rieber**  
**[ the right solution ]**



## ***Be prepared:***

### ***The mobile troop from Rieber***

***Tried and tested thousands of times and available in many versions, the mobile units from Rieber will help you cope with any logistical challenges posed by professional kitchens.***

***Our product program is split into two product groups. Product group 1 includes the mobile units for serving, transporting, supplying, dispensing, keeping warm, distribution, clearing and disposal. Product group 2 comprises all those mobile units for stacking and dispensing.***

***Just tell us what your application needs are, the mobile units from Rieber are waiting for you.***





**Contents**

**1. Product group 4-5**




Serving cart	6-9
Rack trolley	10-13
Breakfast trolley	14-15
Bain-maries	16-17
Top shelf light/heat	17
Delivery cart	18-20
Clearing cart	21
Beverage container Thermi	22-23
Cutlery boxes	24
Special trolleys	25-29

**2. Product group 30-31**



Tubular dispenser	
- round	32-35
- square	36-37
Exchange dispenser	38-39
Platform dispenser	
- open	40-41
- closed / refrigerated	42-43
- circulating air-heated	44-45
Meal tray dispenser	
- circulating air-heated	44-45
Ultra dispenser	46-47
Heat bowl	48
Baskets	49





Serving  
Transporting  
Supplying  
Dispensing  
Keeping warm  
Distribution  
Clearing up  
Disposal



**Serving cart**

Lightweight und heavy duty versions are available.  
*Pages 6 - 9*

• • • • • •



**Rack trolley**

from serving right up to clearing of meals.  
Optionally available with panelling.  
*Pages 10 - 13*

• • • • •



**Breakfast trolley**

for transportation, distribution, in-house sales.  
Suitable for trays or GN containers.  
*Pages 14 - 15*

• • • •



**Bain-maries**

Available in 3 versions: with one, two  
or three welded-in heated wells.  
*Pages 16 - 17*

• • • •



**Top shelf  
light/heat**

For fitting above tops and heated wells.  
*Page 17*

• •



**Product group 1:**

**From serving right up to clearing - the all-in-one unit**



**Delivery cart**  
- heated  
- refrigerated

For in-house transportation and distribution of food.  
1 to 4 GN containers 1/1 can be used.  
Pages 18 - 20



**Clearing cart**

Open and closed versions are available.  
Page 21



**Thermis**

Insulated beverage container in stainless steel or plastic.  
Suitable for cold and hot drinks.  
Pages 22 - 23



**Cutlery boxes**

Sturdy plastic containers with cutlery inserts.  
Available as table version or mobile version with castors.  
Page 24



**Special trolleys,  
Rollis**

Spoon trolley, spice trolley, vegetable washing trolley,  
cutlery immersion trolley, material trolley, platform trolley,  
multi-purpose rolli, waste rolli, flat trolley  
Pages 25 - 29

Serving  
Transporting  
Supplying  
Dispensing  
Keeping warm  
Distribution  
Clearing up  
Disposal

• • • • •

•

• • • •

• •

• •



## ***What would you like? The serving cart***

*Serving cart in stainless steel, round tubular pushing handle, deep-drawn shelves with raised edges, shelf edge rolled inwards for high stability, safety and hygiene. Sound-deadened, continuous welded seams. Rustproof castors in accordance with DIN 18867, Part 1. Wheel diameter 125 mm.*

***Well protected:***  
***Corner bumpers***



***Well equipped:***  
***Rustproof castors***



***Great shape:***  
***Deep-drawn shelves***



## Standard serving cart, lightweight version



SW-640 RL-2A



SW-1050 RL-3S

Type	Shelf	Total height mm	Height upper shelf mm	Clearance from shelf to shelf mm	Load limit per shelf kg	Max. surface load per shelf kg	Empty weight kg	2 swivel castors 2 swivel castors with brake	Order no.
<b>Shelves 600 x 400 mm, serving cart, dimensions L x W, 700 x 500 mm incl. deflector rollers</b>									
SW-640 RL-2A	2	950	850	585	120	80	11.1	Deflector rollers	<b>88 02 44 01</b>
SW-640 RL-3A	3	950	850	275	120	80	13.2	Deflector rollers	<b>88 02 45 01</b>
<b>Shelves 800 x 500 mm, serving cart, dimensions L x W, 900 x 600 mm incl. deflector rollers, 875 x 575 mm incl. corner bumpers</b>									
SW-850 RL-2A	2	950	850	585	80	80	15	Deflector rollers	<b>88 02 01 01</b>
SW-850 RL-2S	2	950	850	585	120	80	15	Corner bumpers	<b>88 02 01 02</b>
SW-850 RL-2VA	2	950	850	585	120	80	15	Galvanised castors	<b>88 02 01 05</b>
SW-850 RL-3A	3	950	850	275	130	80	17	Deflector rollers	<b>88 02 02 01</b>
SW-850 RL-3S	3	950	850	275	130	80	17	Corner bumpers	<b>88 02 02 02</b>
SW-850 RL-3VA	3	950	850	275	130	80	17	Galvanised castors	<b>88 02 02 05</b>
SW-850 RL-4A	4	1290	1190	285	130	80	22	Deflector rollers	<b>88 02 03 01</b>
SW-850 RL-4S	4	1290	1195	285	130	80	22	Corner bumpers	<b>88 02 03 02</b>
<b>Shelves 900 x 550 mm, serving cart, dimensions L x W, 1000 x 650 mm incl. deflector rollers</b>									
SW-955 RL-2A	2	950	850	585	120	80	18	Deflector rollers	<b>88 02 40 01</b>
SW-955 RL-3A	3	950	850	275	120	80	22	Deflector rollers	<b>88 02 41 01</b>
SW-955 RL-4A	4	1290	1195	285	120	80	32	Deflector rollers	<b>88 02 42 01</b>
<b>Shelves 1000 x 500 mm, serving cart, dimensions L x W, 1100 x 600 mm incl. deflector rollers, 1075 x 575 mm incl. corner bumpers</b>									
SW-1050 RL-2A	2	950	850	588	80	80	14	Deflector rollers	<b>88 02 05 01</b>
SW-1050 RL-2S	2	950	850	588	80	80	14	Corner bumpers	<b>88 02 05 02</b>
SW-1050 RL-3A	3	950	850	275	120	80	19	Deflector rollers	<b>88 02 06 01</b>
SW-1050 RL-3S	3	950	850	275	120	80	19	Corner bumpers	<b>88 02 06 02</b>
SW-1050 RL-4A	4	1290	1190	285	130	80	25	Deflector rollers	<b>88 02 07 01</b>
SW-1050 RL-4S	4	1290	1190	285	130	80	25	Corner bumpers	<b>88 02 07 02</b>
<b>Shelves 1000 x 600 mm, serving cart, dimensions L x W, 1100 x 700 mm incl. deflector rollers, 1075 x 675 mm incl. corner bumpers</b>									
SW-1060 RL-2A	2	950	850	585	100	80	16	Deflector rollers	<b>88 02 09 01</b>
SW-1060 RL-2S	2	950	850	585	100	80	16	Corner bumpers	<b>88 02 09 02</b>
SW-1060 RL-3A	3	950	850	275	150	80	22	Deflector rollers	<b>88 02 10 01</b>
SW-1060 RL-3S	3	950	850	275	150	80	22	Corner bumpers	<b>88 02 10 02</b>
SW-1060 RL-4A	4	1290	1190	285	160	80	28	Deflector rollers	<b>88 02 11 01</b>
SW-1060 RL-4S	4	1290	1190	285	160	80	28	Corner bumpers	<b>88 02 11 02</b>

## Standard serving cart, heavy duty version

Serving cart in stainless steel, round tubular driving frame with welded cross-members for caster fixture. Deep-drawn shelves with raised edges, sound-deadened, welded-in. Rustproof castors in accordance with DIN 18867, Part 1. Wheel diameter 125 mm.



SW-1060 RS-2S

Type	Shelf	Total height mm	Height upper shelf mm	Clearance from shelf to shelf mm	Load limit per shelf kg	Max. surface load per shelf kg	Empty weight kg	2 swivel castors with brake	Order no.
------	-------	--------------------	-----------------------	----------------------------------	-------------------------	--------------------------------	-----------------	-----------------------------	-----------

### Shelves 1000 x 500 mm, serving cart, dimensions L x W, 1075 x 575 mm incl. corner bumpers

SW-1050 RS-2S	2	1012	915	585	120	80	17	Corner bumpers	88 02 20 02
SW-1050 RS-3S	3	1012	915	275	180	80	20	Corner bumpers	88 02 21 02
SW-1050 RS-4S	4	1340	1255	285	200	80	25	Corner bumpers	88 02 22 02

### Shelves 1000 x 600 mm, serving cart, dimensions L x W, 1075 x 675 mm incl. corner bumpers

SW-1060 RS-2S	2	1012	915	585	160	80	20	Corner bumpers	88 02 24 02
SW-1060 RS-3S	3	1012	915	275	200	80	25	Corner bumpers	88 02 25 02
SW-1060 RS-4S	4	1340	1255	285	200	80	30	Corner bumpers	88 02 26 02

### Accessories for serving cart lightweight version und serving cart heavy duty version



#### Clearing container in stainless steel

deep-drawn, for hooking onto pushing handle of the serving cart

Dimensions	
L x W x H	345 x 245 x 270 mm
Capacity	21 l
Order no.	88 02 30 01

#### Gallery

in round stainless steel material, welded, per shelf

##### centre and below

Shelf size	600 x 400 mm
Order no.	88 02 30 11
Shelf size	800 x 500 mm
Order no.	88 02 30 08
Shelf size	900 x 550 mm
Order no.	88 02 30 13
Shelf size	1000 x 500 mm
Order no.	88 02 30 09
Shelf size	1000 x 600 mm
Order no.	88 02 30 10

##### above

Shelf size	600 x 400 mm
Order no.	88 02 30 12
Shelf size	800 x 500 mm
Order no.	88 02 30 02
Shelf size	900 x 550 mm
Order no.	88 02 30 14
Shelf size	1000 x 500 mm
Order no.	88 02 30 03
Shelf size	1000 x 600 mm
Order no.	88 02 30 03

Antistatic tyres ø 125 mm



## Serving cart „Jumbo“

Serving cart in stainless steel,  
round tubular pushing handle,  
smooth top with raised edges.  
Rustproof castors in acc. with DIN 18867,  
Part 8.  
Wheel diameter 125 mm.



Sub-frame in square tube material.  
2 deep-drawn shelves with raised edges,  
welded-in with 4 corner bumpers each.



Sub-frame cupboard closed on 3 sides  
with intermediate shelf, adjustable,  
4 corner bumpers.

Type	Dimensions L x W x H mm incl. corner bumpers	Load limit kg	Empty weight kg	Order no.
<b>Top 782 x 593 mm, serving cart „Jumbo“ open, short version, 2 swivel castors, 2 swivel castors with brake</b>				
<b>SW-J01</b>	926 x 648 x 900	200	30	<b>88 02 28 01</b>
<b>Top 1122 x 593 mm, serving cart „Jumbo“ open, long version, 2 swivel castors, 2 swivel castors with brake</b>				
<b>SW-J02</b>	1266 x 648 x 900	220	42	<b>88 02 29 01</b>
<b>Top 782 x 593 mm, serving cart „Jumbo“ closed, short version, 2 swivel castors, 2 swivel castors with brake</b>				
<b>SW-JG1</b>	926 x 648 x 900	200	40	<b>88 02 28 02</b>
<b>Top 1122 x 593 mm, serving cart „Jumbo“ closed, long version, 2 swivel castors, 2 swivel castors with brake</b>				
<b>SW-JG2</b>	1266 x 648 x 900	220	48	<b>88 02 29 02</b>

### Accessories for serving cart „Jumbo“

Antistatic tyres 125 mm  
Galvanised castors ø 125 mm



## ***Well built: The rack trolley***

*Rack trolley in stainless steel, bent square tube frame, U-shaped support rails with tilt-protection and welded-in push-through protection on both sides. Rustproof castors in accordance with DIN 18867, Part 8. Wheel diameter 125 mm. Rack trolley with wide support rails only with push-through protection on one side.*

*Guiding strength:  
Support rails with  
tilt protection*

*Making space:  
Space-saving version for  
Thermotray*

*Optional:  
Resopal panelling  
on three sides*





RW-A-70-1A / RW-A900-70-1A



RW-70-1A



RW-A-70-2S

Type	Total height mm	No. of pairs of support rails	Clearance from rail to rail mm	Total weight empty kg	2 swivel castors 2 swivel castors with brake	Order no.
<b>Rack trolley low version with worktop, without divisions for GN 2/1, 1/1, 2/4, dimensions L x W incl. deflector rollers 648 x 739 mm, incl. corner bumpers 656 x 747 mm</b>						
<b>RW-A-70-1A</b>	845	8	73	20	Deflector rollers	<b>88 04 01 05</b>
<b>RW-A-70-1S</b>	845	8	73	20	Corner bumpers	<b>88 04 01 06</b>
<b>RW-A900-70-1A</b>	900	8	73	20	Deflector rollers	<b>88 04 16 03</b>

<b>Rack trolley low version without worktop, without divisions for GN 2/1, 1/1, 2/4, dimensions L x W incl. deflector rollers 648 x 739 mm, incl. corner bumpers 656 x 747 mm</b>						
<b>RW-70-1A</b>	845	7	73	16	Deflector rollers	<b>88 04 02 01</b>
<b>RW-70-1S</b>	845	7	73	16	Corner bumpers	<b>88 04 02 02</b>

<b>Rack trolley low version with worktop, 2 divisions for GN 1/1, 2/3, 1/3, 2/8, dimensions L x W incl. deflector rollers 805 x 619 mm, incl. corner bumpers 813 x 627 mm</b>						
<b>RW-A-70-2A</b>	845	2 x 8	73	22	Deflector rollers	<b>88 04 03 05</b>
<b>RW-A-70-2S</b>	845	2 x 8	73	22	Corner bumpers	<b>88 04 03 06</b>



RW-180-1S



Insulated lid



Dust protection lid

Type	Total height mm	No. of pairs of support rails	Clearance from rail to rail mm	Total weight empty kg	2 swivel castors 2 swivel castors with brake	Order no.
<b>Rack trolley high version, without divisions, for GN 2/1, 1/1, 2/4, dimensions L x W incl. deflector rollers 648 x 739 mm, incl. corner bumpers 656 x 747 mm</b>						
<b>RW-180-1A</b>	1641	18	73	25	Deflector rollers	<b>88 04 05 01</b>
<b>RW-180-1S</b>	1641	18	73	25	Corner bumpers	<b>88 04 05 02</b>

**Accessories for RW-180-1A and RW-180-1S**

<b>Resopal panelling</b> On 3 sides (in colour of choice)	<b>Closed base in stainless steel</b> Order no. <b>58 04 12 03</b>	<b>Insulation lid with fleece insulation for cold/heat distribution</b> Order no. <b>88 04 15 02</b>
<b>Stainless steel panelling</b> on 3 sides	<b>Dust protection lid without insulation</b> Order no. <b>88 04 15 03</b>	

**Accessories for all rack trolleys on this page**

**Antistatic tyres ø 125 mm**      **Galvanised castors ø 125 mm**



RW-180-1BA-S

Type	Total height mm	No. of pairs of support rails	Clearance from rail to rail mm	Total weight empty kg	2 swivel castors 2 swivel castors with brake	Order no.
<b>Rack trolley high version, without divisions, with extra-wide support rails, with push-through protection on one side, only suitable for trays. Dimensions L x W incl. deflector rollers 648 x 739 mm, incl. corner bumpers 656 x 747 mm</b>						
<b>RW-180-1BA-A</b>	1641	12	110	26	Deflector rollers	<b>88 04 12 02</b>
<b>RW-180-1BA-S</b>	1641	12	110	26	Corner bumpers	<b>88 04 12 04</b>

**Accessories**

**Resopal panelling**

On 3 sides (in colour of choice)

**In stainless steel panelling** on 3 sides

**Push-through protection** on both sides

**Antistatic tyres ø 125 mm**

**Galvanised castors ø 125 mm**



RW-SV1/1-12-S



RW-SV1/1-2 x 12-S

Type	Total height mm	No. of pairs of support rails	Clearance from rail to rail mm	Total weight empty kg	2 swivel castors 2 swivel castors with brake	Order no.
<b>Rack trolley high version, without divisions, with extra-wide support rails, with push-through protection on one side, for Euronorm trays 530 x 370 mm, dimensions L x W incl. corner bumpers 499 x 627 mm</b>						
<b>RW-SV1/1-12-S</b>	1641	12	110	22	Corner bumpers	<b>88 04 14 01</b>
<b>Rack trolley high version, 2 divisions, with extra-wide support rails, with push-through protection on one side, for Euronorm trays 530 x 370 mm, dimensions L x W incl. corner bumpers 905 x 627 mm</b>						
<b>RW-SV1/1-2 x 12-S</b>	1641	2 x 12	110	39	Corner bumpers	<b>88 04 14 02</b>

**Accessories for rack trolley type RW-SV1/1-12-S, RW-SV1/1-2 x 12-S**

**Resopal panelling**

On 3 sides (in colour of choice)

**Stainless steel panelling** on 3 sides

**Push-through protection** on both sides

**Antistatic tyres ø 125 mm**

**Galvanised castors ø 125 mm**






RW-180-1R-A



RW-180-2R-A



RW-180-1/1-A



RW-180-2S

Type	Total height mm	No. of pairs of support rails	Clearance from rail to rail mm	Total weight empty kg	2 swivel castors 2 swivel castors with brake	Order No.
<b>Rack trolley high version, without divisions, space-saving model, for GN 2/1, 1/1, 2/4, dimensions L x W incl. deflector rollers 646 x 739 mm</b>						
<b>RW-180-1R-A</b>	1641	18	73	25	Deflector rollers	<b>88041901</b>
<b>Rack trolley high version, 2 divisions, space-saving model, with push-through protection on one side, for Thermotray (Euronorm), dimensions L x W incl. deflector rollers 630 x 907 mm, fold-down tray-stop at front</b>						
<b>RW-180-2R-A</b>	1636	2 x 12	113	30	Deflector rollers	<b>88041902</b>
<b>Rack trolley high version, without divisions, for GN 1/1, 2/3, 1/3, 1/2, 2/8, dimensions L x W incl. deflector rollers 445 x 619 mm, incl. corner bumpers 453 x 627 mm</b>						
<b>RW-180-1/1-A</b>	1641	18	73	15	Deflector rollers	<b>88040901</b>
<b>RW-180-1/1-S</b>	1641	18	73	15	Corner bumpers	<b>88040902</b>
<b>Rack trolley high version, 2 divisions for GN 1/1, 1/3, 2/3, 2/8, dimensions L x W incl. deflector rollers 805 x 619 mm, incl. corner bumpers 813 x 627 mm</b>						
<b>RW-180-2A</b>	1641	2 x 18	73	29	Deflector rollers	<b>88040701</b>
<b>RW-180-2S</b>	1641	2 x 18	73	29	Corner bumpers	<b>88040702</b>

**Accessories for rack trolley type RW-180-2A/2S**

**Resopal panelling**

On 3 sides (in colour of choice)

**Stainless steel panelling** on 3 sides



RW-180-1E

Type	Total height mm	No. of pairs of support rails	Clearance from rail to rail mm	Total weight empty kg	2 swivel castors 2 swivel castors with brake	Order No.
<b>Rack trolley high version, without divisions, for GN 2/1, 1/1, 2/4, for driving into Rieber high refrigerator, dimensions L x W 588 x 679 mm</b>						
<b>RW-180-1E</b>	1641	18	73	25	•	<b>88040601</b>

**Accessories for all rack trolleys on this page**

**Antistatic tyres ø 125 mm**

**Galvanised castors ø 125 mm**




## ***For a perfect service: The breakfast trolley***

*For in-house transportation, distribution/sale of breakfasts, trolley in stainless steel. Smooth cover, with pushing handle on the right, U-shaped support rails with tilt-protection and push-through protection on one side, clearance 110 mm, for GN containers 1/1, 1/2. Optionally available with frame drawer with GN containers 1/1 100 mm. Fully extendable drawer, can be locked. 4 corner bumpers, 2 swivel castors, 2 swivel castors with brake. Rustproof castors in accordance with DIN 18867, Part 8. Wheel diameter 125 mm.*

*Better safe than sorry:  
3-sided gallery*

*Works great:  
Fold-down surface left  
(optional)*

*Lockable:  
Frame drawer for  
GN containers 1/1 100 mm*





Type	Dimensions L x B x H mm	Empty weight kg	Cover dimen- sions mm	No. of pairs of support rails	No. of drawers	Storage capacity	Load capacity kg	Order No.
<b>FSW-2-0SL, 2-part</b>	866 x 627 x 1080	28	774 x 611	2 x 7	–	14 GN trays or 14 GN containers 1/1 40 mm	120	<b>88 04 21 01</b>
<b>FSW-2-1SL, 2-part</b>	866 x 627 x 1080	30	774 x 611	1 x 7, 1 x 6	1	12 GN trays or 13 GN containers 1/1 40 mm	120	<b>88 04 21 02</b>
<b>FSW-2-2SL, 2-part</b>	866 x 627 x 1080	32	774 x 611	2 x 6	2	10 GN trays or 12 GN containers 1/1 40 mm	120	<b>88 04 21 03</b>
<b>FSW-3-0SL, 3-part</b>	1228 x 627 x 1080	38	1136 x 611	3 x 7	–	21 GN trays or 21 GN containers 1/1 40 mm	120	<b>88 04 21 04</b>
<b>FSW-3-1SL, 3-part</b>	1228 x 627 x 1080	40	1136 x 611	1x7, 1x7, 1x6	1	19 GN trays or 19 GN containers 1/1 40 mm	120	<b>88 04 21 05</b>
<b>FSW-3-2SL, 3-part</b>	1228 x 627 x 1080	42	1136 x 611	1x7, 1x6, 1x6	2	17 GN trays or 19 GN containers 1/1 40 mm	120	<b>88 04 21 06</b>
<b>FSW-3-3SL, 3-part</b>	1228 x 627 x 1080	44	1136 x 611	3 x 6	3	15 GN trays or 18 GN containers 1/1 40 mm	120	<b>88 04 21 07</b>

**Accessories**

**3-sided gallery in round stainless steel material for breakfast trolley 2-part**

**Order no. 88 04 15 06**

**For breakfast trolley 3-part**

**Order no. 88 04 15 07**

**Resopal panelling on 3 sides**

19 mm chipboard, in colour of choice

**Order no. 18 15 99 01**

**Fold-down surface**

300 x 500 mm on the left face side, assembled at 900 mm height, in stainless steel

**Order no. 58 04 04 01**

**Antistatic tyres ø 125 mm**

**Galvanised castors ø 125 mm**

**Clearing container**

hooked on, 21 litres, 345 x 245 x 270 mm

**Order no. 88 04 15 08**

Thermi, trays, GN containers are accessories.





## Setting the table: The table-top bain-maries

Table-top bain-marie in stainless steel. Top with welded-in heated wells, electrically heated. ON/OFF switch, one thermostat for each well for regulation from +30 °C to +110 °C. For GN containers 1/1 200 mm max. 1 drainage cock per well. All-round cladding, switch panel. Fixed cable connection, 2 metres. Splash-water protection. Rated voltage 1N AC 230V 50 Hz.

*At a glance:  
Ergonomically shaped  
switch panel*

*Water outlets:  
Drainage cock on  
operating side*

*Turned-up edge:  
Condensation runs back*







BM 115 1/1 B



BM 115 2/1 B



BM 115 3/1 B

Type	BM 115 1/1 B	BM 115 2/1 B	BM 115 3/1 B
Dimensions mm	360 x 614 x 290	735 x 614 x 290	1122 x 614 x 290
Empty weight kg	10.5	17	24
Connected load Watt	760	1520	2280
with drainage cock	•	•	•
<b>Order No.</b>	<b>87 03 02 01</b>	<b>87 03 02 02</b>	<b>87 03 02 03</b>

**Accessories**

**Basket strainer in stainless steel**

for placement over drain

**Order no.** 57 01 03 01

## Top shelf, with light, with heat

Top shelf light/heat in stainless steel for placement over worktops, heated wells, shelf width 228 mm, guest side with germ-protection which can be adjusted in four ways, „VSG“ glass 8 mm. ON/OFF switch, ready-for-connection. Rated voltage 1N AC 230 V 50 Hz.



Type	RO-ABWL-2	RO-ABWL-3	RO-ABWL-4
Dimensions mm L x W x H	781 x 580 x 400	1117 x 580 x 400	1434 x 580 x 400
Serving height variable mm	150 – 330	150 – 330	150 – 330
Connected load Watt	765	1130	1530
No. light/heat lamps	1 x 765	1 x 765	2 x 765
Watt		1 x 365	
<b>Order no.</b>	<b>77 17 01 50</b>	<b>77 17 02 50</b>	<b>77 17 03 50</b>



## ***For one to four Gastronorm containers 1/1: The delivery cart***

*Stainless steel delivery cart for in-house transportation and distribution of food.*

*Available in two versions: heated or refrigerated. A small serving station can be created using the top shelf light/heat and a fold-down shelf accessories on the face or longitudinal side.*

*Please help yourself:  
Ergonomically shaped  
switch panel*

*All-round protection:  
Plastic bumper  
on all corners*

*Turned up edge:  
Condensation runs back*





ZUB 1



ZUB 2 / ZUB 2-GL



ZUB 3 / ZUB 3-GL



ZUB 4

## Delivery cart heated

Top plate turned down on all sides, deep-drawn heated wells, welded-in.

Well size for Gastronorm containers GN 1/1. With drainage cock. Cladded and insulated on all sides. Switch elements, impact protected. Spiral cable 2.5 m, blind socket.

ON/OFF rocker switch. Thermostat, stepless regulation between +30 °C and +110 °C.

safety pushing handle. Welded-in stainless steel shelf with raised edges. 4 corner bumpers.

Rustproof castors in accordance with DIN 18867, Part 8. Wheel diameter 125 mm.

2 swivel castors, 2 swivel castors with brake. GS/VDE approved, splash-water protected.

Rated voltage 1N AC 230 V 50 Hz.

Type	ZUB 1	ZUB 2	ZUB 2-GL	ZUB 3	ZUB 3-GL	ZUB 4
Dimensions						
L x W x H mm	758 x 475 x 900	858 x 675 x 900	816 x 717 x 900	1227 x 675 x 900	1185 x 717 x 900	1562 x 675 x 900
Empty weight kg	22	33	33	44	44	55
Storage capacity	1 x GN	2 x GN	2 x GN	3 x GN	3 x GN	4 x GN
	1/1 200 mm	1/1 200 mm	1/1 200 mm	1/1 200 mm	1/1 200 mm	1/1 200 mm
Electrical						
connected load	0.765 kW	1.530 kW	1.530 kW	2.295 kW	2.295 kW	3.060 kW
Handle position	on face side	on face side	on longitudinal side	on face side	on longitudinal side	on face side
<b>Order no.</b>	<b>88 16 01 01</b>	<b>88 16 02 01</b>	<b>88 16 02 03</b>	<b>88 16 03 01</b>	<b>88 16 03 03</b>	<b>88 16 04 01</b>

### Accessories

**Antistatic tyres ø 125 mm**

**Galvanised castors ø 125 mm**

**Hinged shelf for face side, can be folded down**

**Order no. 58 16 17 01**

**Hinged shelf for longitudinal side, can be folded down for ZUB 2**

**Order no. 58 16 17 02**

**Hinged shelf for longitudinal side, can be folded down for ZUB 3**

**Order no. 58 16 17 03**

**Hinged shelf for longitudinal side, can be folded down, for ZUB 4**

**Order no. 58 16 17 04**

**Basket strainer in stainless steel**

for placement over drain

**Order no. 57 01 03 01**

**Hinged surface for ladles,**

Dimensions 315 x 200 mm

**Order no. 58 16 24 01**



Hinged shelf on face side



Hinged shelf on longitudinal side

## Delivery cart, refrigerated

Top plate turned down on all sides, deep-drawn refrigerated well, size 2 x 1/1 or 3 x 1/1 GN, welded-in. With drainage cock. Cladded and insulated. Switch elements, impact protected. Spiral cable 2.5 m, blind socket. Refrigeration range +8 °C to +15 °C. Safety pushing handle. Welded-in stainless steel shelf. Refrigeration unit in a case installed under the well. 4 corner bumpers. Rustproof castors in accordance with DIN 18867, Part 8. Wheel diameter 125 mm. 2 swivel castors, 2 swivel castors with brake. Rated voltage 1N AC 230 V 50 Hz. Refrigeration output 230 Watt at VT -10 °C. Refrigerant R 134a.



ZUB 3-K

Type	ZUB 2-K	ZUB 3-K
Dimensions L x W x H	860 x 663 x 900	1195 x 663 x 900
Empty weight kg	55	65
Storage capacity	2 x GN 1/1 200 mm	3 x GN 1/1 200 mm
Electrical connected load	0.255 kW	0.255 kW
Handle position	on face side	on face side
<b>Order no.</b>	<b>88 16 08 01</b>	<b>88 16 08 02</b>

### Accessories

Antistatic tyres ø 125 mm

Galvanised castors ø 125 mm

## Delivery cart top shelf

Top shelf in stainless steel for delivery cart, guest side with germ-protection which can be adjusted in four ways, „VSG“ glass 8 mm. ON/OFF switch.



Top shelf for ZUB 3

### Version light bridge, ready-for-connection, switch on shelf, rated voltage 1 N AC 230 V 50 Hz

Type	for ZUB 2	for ZUB 3	for ZUB 4
Dimensions L x W x H	740 x 580 x 400	1117 x 580 x 400	1434 x 580 x 400
Serving height mm	153	153	153
Connected load Watt	15	18	30
<b>Order no.</b>	<b>88 13 20 45</b>	<b>88 13 20 47</b>	<b>88 16 10 01</b>

### Version light bridge, ready-for-connection, switch on shelf, rated voltage 1 N AC 230 V 50 Hz

Type	for ZUB 2	for ZUB 3	for ZUB 4
Dimensions L x W x H mm	740 x 580 x 400	1117 x 580 x 400	1434 x 580 x 400
Serving height mm	153	153	153
Connected load Watt	365	1130	1530
<b>Order no.</b>	<b>88 13 20 46</b>	<b>88 13 20 48</b>	<b>88 16 10 02</b>



## Clearing cart, open

Clearing cart in stainless steel, round tubular pushing handle, welded-in frame for wells and profiled shelf with high edge. A large well 750 x 560 x 100 mm, two 21 litre clearing containers, incl. 4 corner bumpers. Rustproof castors in acc. with DIN 18867, Part 8. Wheel diameter 125 mm.



### Clearing cart open, 2 swivel castors, 2 swivel castors with brake

Type	External dimensions L x W x H mm	Height clearance betw. lower shelf and well mm	Height clearance betw. lower shelf and clearing mm	Total load kg	Empty weight kg	Order no.
ARW-0	1328 x 718 x 1010	600	450	190	36	88030101

#### Accessories

Antistatic tyres ø 125 mm

Galvanised castors ø 125 mm

## Clearing cart, closed

Clearing cart in stainless steel, round tubular pushing handle, cupboard and top closed on 3 sides, edged with well on top, removable. Work surface with two 21 litre suspended clearing containers. On the left inside sub-structure, compartment for insertion of 4 crockery baskets 500 x 500 mm; on the right, space for containers etc. - these are not included in the delivery. 4 corner bumpers. Rustproof castors in acc. with DIN 18867, Part 8. Wheel diameter 200 mm.



### Clearing cart closed, 2 swivel castors, 2 swivel castors with brake

Type	External dimensions L x W x H mm	Total load kg	Empty weight kg	Order no.
ARW-GS	1320 x 720 x 1325	200	73	88030102

#### Accessories

##### Crockery basket

in plastic, grey, 500 x 500 mm


Order no. 89 06 04 01

##### Containers in plastic

grey, 300 x 400 x 340 mm

Order no. 88 22 07 01

##### Antistatic tyres ø 200 mm



## Beverage container „Thermi“ in stainless steel

Beverage container in stainless steel, double-walled, CFC-free insulated.  
 Lid with 2 tension catches, insulated carrying handle, silicon seal and ventilation plugs.  
 Interior container deep-drawn, seamlessly welded to outside casing.  
 Drainage cock with vulcanised tap seal, easy-to-clean, impact-resistant.  
 For heated version: Connection for electrical cable on reverse side, splash-water protected. Heating thermostat is installed, splash-water protected.



THG-14 / THG-7

Type	THG-7	THG-7H	THG-7H12	THG-14	THG-14H
Dimensions L x W x H mm	147 x 426 x 407	147 x 426 x 407	147 x 426 x 407	290 x 426 x 407	290 x 426 x 407
Empty weight kg	5.5	5.7	5.7	7	7.3
Litre capacity	7	7	7	14	14
Heating	–	230 V / 110 W	12 V socket	–	230 V / 110 W
Electrical connected load	–	0.1 kW	0.08 kW	–	0.1 kW
Rated voltage	–	1N AC 230V 50 Hz	–	–	1N AC 230V 50 Hz
Accessories	–	1 power cable	1 power cable	–	1 power cable
Suitable for dishwasher cleaning	•	–	–	•	–
Splash-water protection	–	•	•	–	•
<b>Order no.</b>	<b>85 04 01 07</b>	<b>85 04 01 09</b>	<b>85 04 01 08</b>	<b>85 04 01 10</b>	<b>85 04 01 11</b>

### Accessories

#### Base frame in stainless steel

for THG-7, THG-7H, THG-7H12

**Order no.** 85 04 03 05



## Beverage container „Thermi“ in stainless steel

Beverage container in stainless steel, double-walled CFC-free insulated. Lid with 2 tension catches, insulated carrying handle, silicon seal and ventilation plugs. Interior container deep-drawn, seamlessly welded to outside casing. Drainage cock easy-to-clean, impact-resistant. For heated version: Connection for electrical cable on reverse side, splash-water protected. Heating thermostat is installed, splash-water protected.



Type	THG-8H	THG-12H	THG-16H	THG-24H
Dimensions L x W x H mm	219 x 368 x 335	219 x 368 x 435	219 x 368 x 535	219 x 368 x 735
Empty weight kg	7	9	11,5	14
Litre capacity	8	12	16	24
Heating	230 V/110 W	230 V / 110 W	230 V/110 W	230 V/110 W
Electrical connected load	0.1 kW	0.1 kW	0.1 kW	0.1 kW
Rated voltage	1 N AC 230V 50 Hz	1N AC 230V 50 Hz	1 N AC 230V 50 Hz	1 N AC 230V 50 Hz
Accessories	power cable 2 m	power cable 2 m	power cable 2 m	power cable 2 m
<b>Order no.</b>	<b>85 04 01 01</b>	<b>85 04 01 02</b>	<b>85 04 01 03</b>	<b>85 04 01 04</b>

### Accessories

#### 2 carrying handles on the side

(standard for THG-24H)

#### Base frame in stainless steel

with perforated cup holder and drip tray

**Bestell-Nr. 85 04 03 04**



#### Optional on request

without heating, suitable for dishwasher cleaning - no surcharge for all models

## Beverage container „Thermi“ in plastic

Beverage container in plastic (physiologically safe), double-walled, CFC-free foam. Interior container deep-drawn in stainless steel. Push-in lid (inside) with seal, ventilation plugs. External lid with grooves for 2 ladles on the inside (ladles not included). Solid handle, 2 tension catches, stainless steel-drainage cock, protection cap. Application temperature range -20 °C to +100 °C. Suitable for dishwasher cleaning up to +90 °C.



Type	THG-K12
Dimensions L x W x H mm	240 x 620 x 430
Empty weight kg	9
Litre capacity	12
<b>Order no.</b>	<b>85 04 02 03</b>



BB-GN4-T



BB-GN8-T



BB-GN12-T

## Cutlery boxes

Anthracite-coloured plastic containers with 4 cutlery inserts GN 1/4, with transparent, hinged plastic lid which covers half the insert. Storage capacity, 100 pieces of cutlery each.

Cutlery box				Table model	Wall model
Type	Dimensions L x W x H mm	No. of cutlery inserts	Storage capacity Pieces of cutlery	Order no.	Order no.
<b>BB-GN4-T</b>	648 x 288 x 288	4	400	<b>7901 01 01</b>	
<b>BB-GN4-W</b>	648 x 288 x 288/145	4	400		<b>7901 03 01</b>
<b>BB-GN8-T</b>	648 x 476 x 476	8	800	<b>7901 01 02</b>	
<b>BB-GN8-W</b>	648 x 476 x 476	8	800		<b>7901 03 02</b>
<b>BB-GN12-T</b>	648 x 663 x 663	12	1200	<b>7901 01 03</b>	

## Cutlery boxes, mobile

Stainless steel round tube frame with 2 shelves for storage of trays. Rustproof castors in accordance with DIN 18867, Part 8, 2 swivel castors, 2 with brake. Wheel diameter 125 mm. Optionally available with serviette dispenser for approx. 300 serviettes.



TBW-BB-GN4-S



TBW-BB-GN8-S

Cutlery and tray trolley					with serviette dispenser
Type	Dimensions L x W x H mm	No. of cutlery inserts	Storage capacity pieces of cutlery	Trays	Order no.
<b>TBW-BB-GN4</b>	648 x 428 x 1350	4	400	100	<b>7901 02 02</b>
<b>TBW-BB-GN4-S</b>	648 x 428 x 1350	4	400	100	<b>7901 02 01</b>
<b>TBW-BB-GN8</b>	648 x 787 x 1350	8	800	200	<b>7901 02 04</b>
<b>TBW-BB-GN8-S</b>	648 x 787 x 1350	8	800	200	<b>7901 02 03</b>

### Accessories

Antistatic tyres Ø 125 mm

#### Cutlery insert GN 1/4

with transparent, hinged plastic lid which covers half the insert

Order no. **84 18 01 01**

#### Serviette dispenser in stainless steel

for 300 compact serviettes (not included in delivery), L x W x H 280 x 120 x 150 mm

Order no. **79 01 04 01**



## Special trolleys



### Multi-purpose rolli with lid

Deep-drawn containers in stainless steel for collection, transportation, storage. 2 carrying handles, with lid.

Type	MZE-50	MZE-50R	MZE-50F
Dimensions ø x height mm	397 x 492	397 x 592	397 x 592
Empty weight kg	6.1	8.2	8.2
Storage capacity litres	50	50	50
Version			
4 swivel castors ø 75 mm	–	•	–
Low trolley with			
4 swivel castors ø 75 mm	–	–	•
<b>Order no.</b>	<b>88 09 02 02</b>	<b>88 09 02 01</b>	<b>88 09 01 01</b>

### Accessories

**Rustproof castors in stainless steel** (not for MZE-50)



### Waste rolli with odour-seal lid

Deep-drawn containers in stainless steel for waste. Lid in stainless steel with vulcanised seal. All-round stand and impact ring.



### Flat trolley

In stainless steel. Platform smooth. Tubular frame. 4 deflector rollers.

Type	AFE-40	AFE-40R	AFE-40B
Dimensions ø x height mm	342 x 536	342 x 556	342 x 916
Empty weight kg	5.5	6.3	8.4
Storage capacity litres	40	40	40
Version			
4 swivel castors ø 50 mm	–	•	–
Mobile frame for supporting a waste rolli, with foot pedal for opening and 2 plastic castors ø 80 mm	–	–	•
<b>Order no.</b>	<b>88 09 05 03</b>	<b>88 09 05 02</b>	<b>88 09 05 01</b>

Type	ROH-N
Dimensions ø x height mm	450 x 450 x 500
Empty weight kg	7.5
Platform L x W mm clearance	–
Platform L x W mm outside	387 x 387
Platform upper edge mm	500
Total load capacity kg	150
2 swivel castors,	
2 swivel castors with brake	Ø 125 mm
<b>Order no.</b>	<b>88 09 06 01</b>

### Accessories

**Waste bag holder ring**      **Order no.**    **88 09 03 02**



**Spoon trolley**

14 recesses for 8 spoons 80 mm,  
6 spoons 40 mm. 2 holders for  
ladles. 4 corner bumpers. Rustproof  
castors in accordance with DIN 18867, Part 8.



**Spice trolley**

2 deep-drawn welded trays.  
12 spice holders with self-closing,  
transparent plastic lids. Below, 8  
divisions 120 x 120 mm. 4 corner bumpers.  
Rustproof castors in accordance with  
DIN 18867, Part 8.



**Potato and vegetable washing trolley**

Stainless steel bowl, deep-drawn with beaded  
edge, lever drain outlet with basket strainer 2".  
Suitable for: 2 x GN containers 11194 K.  
Wells: 750 x 560 x 230 mm.  
Rustproof castors in accordance with  
DIN 18867, Part 8.

Type	LFW-14	GWW-12	KGWW-90
Dimensions			
L x W x H mm	975 x 575 x 1100	765 x 635 x 900	800 x 610 x 600
Empty weight kg	20	32	16
Litre capacity	-	-	90
2 swivel castors, 2 swivel castors with brake	ø 125 mm	ø 125 mm	
<b>Order no.</b>	<b>88200101</b>	<b>88210101</b>	<b>88050103</b>

**Accessories**

**Insert tray for KGWW-90**

perforated stainless steel, for dirt collection

**Order no.**            **58051302**

**Antistatic tyres per set** (for all trolleys)



**Potato and vegetable washing trolley**

Stainless steel bowl, deep-drawn with beaded edge, lever drain outlet with basket strainer 2". Suitable for: 2 x GN containers 11194 K. Rustproof castors in accordance with DIN 18867, Part 8



**Cutlery immersion trolley in stainless steel**

With welded well, insulated, with basket strainer and drainage cock 1", heated. Panelling with switch panel, spiral cable 2.5 m, earthed socket and blind socket. ON/OFF switch. Thermostat regulator +30 to +110 °C. Pushing handle. Rustproof castors in accordance with DIN 18867, Part 8.



Type	KGWW-160	BTW-90	BTW-150
Dimensions			
L x W x H mm	800 x 610 x 580	888 x 670 x 580	1227 x 675 x 900
Bowl size mm	750 x 560 x 400	639 x 512 x 300	970 x 512 x 300
Empty weight kg	18	28	44
Litre capacity	160	90	150
Total connected load	–	3 kW	3 kW
Rated voltage	–	1N AC 230V 50Hz	1N AC 230V 50Hz
2 swivel castors, 2 swivel castors with brake	–	Deflector rollers ø 125 mm	Corner bumpers
<b>Order no.</b>	<b>8805 0203</b>	<b>88260102</b>	<b>88260101</b>
<b>Accessories</b>			
<b>Insert tray</b>	<b>Insert tray</b>	<b>Insert tray</b>	
perforated stainless steel, for dirt collection KGWW-160	for BTW-90	for BTW-150	
<b>Order no.</b>	<b>Order no.</b>	<b>Order no.</b>	<b>Order no.</b>
<b>5805 1302</b>	<b>8826 1001</b>	<b>8826 1002</b>	
<b>Antistatic tyres per set</b> (for all trolleys)			



**Material trolley in stainless steel**

Deep-drawn with hinged lid,  
removable with beaded handle.  
Galvanised / chrome castors.



**Material trolley in plastic**

Seamless, moulded pushing handle,  
with removable hinged lid.

**Material trolley**

with ball cock 1/2".  
Galvanised / chrome castors.

Type	MW-90C	MW-90K	MW-90K-A
Dimensions			
L x W x H mm	620 x 420 x 605	700 x 460 x 670	700 x 460 x 670
Empty weight kg	14	13.5	14
Litre capacity	90	90	90
2 swivel castors,			
2 swivel castors with brake	Bumper ø 75 mm	Bumper ø 75 mm	Bumper ø 75 mm
<b>Order no.</b>	<b>88 06 01 03</b>	<b>88 06 03 01</b>	<b>88 06 04 01</b>

**Accessories**

**Stainless steel castors with bearings** (for all trolleys)





**Platform trolley for baskets**

with pushing handle in stainless steel. 4 corner bumpers. Platform with stopping edge and drainage bore-hole. Rustproof castors in accordance with DIN 18867, Part 8. 2 swivel castors, 2 swivel castors with brake ø 125 mm.

**Platform trolley universal**

with pushing handle in stainless steel. 4 corner bumpers. Platform with stopping edge and drainage bore-hole. Rustproof castors in accordance with DIN 18867, Part 8. 2 swivel castors, 2 swivel castors with brake ø 125 mm.



**Heavy-duty platform trolley**

with 1 or 2 pushing handles in stainless steel. Platform with profiles, 4 corner bumpers. Rustproof castors in accordance with DIN 18867, Part 8. 2 fixed castors, 1 swivel caster, 1 swivel caster with brake ø 160 mm.

Type	PW-K535	PW-U670	PW-S1000 1 pushing handle	PW-S1200 1 pushing handle
Dimensions				
L x W x H mm	651 x 651 x 900	785 x 651 x 900	1065 x 665 x 956	1265 x 665 x 956
Empty weight kg	15	17	23	27
Platform L x W mm clearance	532 x 532	667 x 532	–	–
Platform L x W mm outside	–	–	1000 x 600	1200 x 600
Platform upper edge mm	220	220	260	260
Load limit kg	150	150	350	350
<b>Order no.</b>	<b>88 07 04 02</b>	<b>88 07 04 03</b>	<b>88 07 03 01</b>	<b>88 07 03 02</b>

Type	PW-S1000 2 pushing handles	PW-S1200 2 pushing handles
Empty weight kg	25	29
<b>Order no.</b>	<b>88 07 03 05</b>	<b>88 07 03 06</b>

**Accessories**

**Antistatic tyres on request** (for all trolleys)



**Tubular dispenser**

- round
- square

For dispensing of plates (round version),  
or several bowls on one level (square version).  
*Pages 32 - 37*



**Exchange dispenser**

Individual loading possibilities for different crockery sizes using  
fixing rods on the platform.  
*Pages 38 - 39*



**Platform dispenser**

- open
- closed
- circulating air-heated

The large platforms can be freely loaded with crockery.  
The open version is suitable for dispensing  
trays and cutlery.  
The closed version is suitable for porcelain  
and bowls in stainless steel.  
*Pages 40 - 45*



**Product group 2:  
Everything for stacking and dispensing**



**Ultra dispenser**

High-performance stacker for heating heat / ultra bowls or Rieber menu trays.  
*Pages 46 - 47*



**Heat bowl**

Heat bowl in stainless steel with heat core capable of storing cooking heat. Ideal for use with the ultra dispenser.  
*Page 48*



**Baskets**

Different versions in plastic, also available in steel wire and stainless steel.  
Suitable for platform dispenser.  
*Page 49*





## **Well rounded-off: The tubular dispenser, round**

**Tubular dispenser in stainless steel. Load capacity per tube max. 75 kg. Platform safe-guarded against tilting. Dispensing height can be adjusted via springs. Safety pushing handle. 4 corner bumpers. Rustproof castors in accordance with DIN 18867, Part 8. Wheel diameter 125 mm. 2 swivel castors, 2 swivel castors with brake. VDE-approved/GS-approved/splash-water protected.**

**Version V = with adjustable fixing rods: Required plate ø can be fixed with 3 adjustment rods.**

**Version H/U = heated: Carcass double-walled, insulated, impact-protected switch elements.**

**Spiral cable 2.5 m, ON/OFF switch, blind socket, thermostat regulator +30 °C to +110 °C.**

**Rated voltage 1N AC 230V 50 Hz. H = static heating, U = circulating air heating**

**Version L = with ventilation slits: For pre-cooling plates etc. in refrigeration or deep-freeze rooms.**

**Everything close at hand:**  
Switch elements, spiral cable  
and safety pushing handle

**Something to build on:**  
Two tubes for up to  
620 mm stacking height

**Deep dispensers:**  
Deep-drawn base  
for more stability

**Practical:**  
Detachable tubes for servicing  
or cleaning







RRV-H2/RRV-U2

Type	RRV-H1	RRH-1	RRV-H2	RRH-2	RRV-U1	RRU-1	RRV-U2	RRU-2
Length mm	637	637	980	980	637	637	980	980
Width mm	475	475	475	475	475	475	475	475
Height mm	900	900	900	900	900	900	900	900
No. of tubes	1	1	2	2	1	1	2	2
Crockery dimensions								
min. ø mm	190	280	190	280	190	280	190	280
Crockery dimensions								
max. ø mm	280	317	280	317	280	317	280	317
Stack height approx. mm	620	600	620	600	620	600	620	600
El. connected load kW	1.400	1.400	1.500	1.500	1.450	1.450	1.550	1.550
Weight approx. kg	40	40	55	55	41	41	56	56
Stainless steel lid	–	•	–	•	–	•	–	•
Double-walled								
Lid	•	–	•	–	•	–	•	–
made of polycarbonate								
130 mm high								
<b>Order no.</b>	<b>89010225</b>	<b>89010202</b>	<b>89010226</b>	<b>89010204</b>	<b>89010125</b>	<b>89010102</b>	<b>89010126</b>	<b>89010104</b>

**Accessories**

Adjusting rods plastic coated, per tube	•	–	•	–	•	–	•	–
Stainless steel lid, Double-walled, Per adjusting tube	<b>89060103</b>	–	<b>89060103</b>	–	<b>89060103</b>	–	<b>89060103</b>	–

**All-round bumper**

**Antistatic tyres ø 125 mm**

**Galvanised castors ø 125 mm**



RR-1



RRV-2L

Type	RRV-1	RR-1	RRV-2	RR-2	RRV-1L	RR-1L	RRV-2L	RR-2L
Length mm	637	637	980	980	637	637	980	980
Width mm	475	475	475	475	475	475	475	475
Height mm	900	900	900	900	900	900	900	900
No. of tubes	1	1	2	2	1	1	2	2
Crockery dimensions min. ø mm	190	280	190	280	190	280	190	280
Crockery dimensions max. ø mm	280	317	280	317	280	317	280	317
Stack height approx. mm	620	620	620	620	620	620	620	620
El. connected load kW	–	–	–	–	–	–	–	–
Weight approx. kg	38	38	44	44	38	38	44	44
<b>Order no.</b>	<b>89010425</b>	<b>89010402</b>	<b>89010426</b>	<b>89010404</b>	<b>89010325</b>	<b>89010302</b>	<b>89010326</b>	<b>89010304</b>

**Accessories**

Adjusting rods plastic coated, per tube	•	–	•	–	•	–	•	–
Stainless steel lid, Double-walled, Per adjusting tube	<b>89060103</b>	–	<b>89060103</b>	–	<b>89060103</b>	–	<b>89060103</b>	–
Stainless steel lid, Double-walled, For tubes 325 mm ø	–	<b>89060102</b>	–	<b>89060102</b>	–	<b>89060102</b>	–	<b>89060102</b>
Lid made of polycarbonate 130 mm high	<b>89060109</b>	–	<b>89060109</b>	–	<b>89060109</b>	–	<b>89060109</b>	–

**All-round bumper**

**Antistatic tyres ø 125 mm**

**Galvanised castors ø 125 mm**





## ***Ideal for several pieces of crockery: Tubular dispenser, square***

*Tubular dispenser in stainless steel. Seamlessly deep-drawn base as supporting element. Smooth-running platform, guided by 4 plastic castors, secure against tipping and tilting. Pieces of crockery are centred using corner rails. The dispensing height can be set to stay at the same level by removing or attaching the springs. Available with 1 or 2 tubes. Load capacity per tube 75 kg. Safety pushing handle and 4 corner bumpers. Rustproof castors in acc. with DIN 18867, Part 8. Wheel diameter 125 mm. 2 swivel castors and 2 swivel castors with brake. VDE approved/GS-approved/splash-water protected.*

*Version H/U = heated: Impact-protected switch elements, extendable spiral cable 2.5 m with earthed socket and blind socket, ON/OFF switch, stepless regulation of thermostat from +30 °C to +110 °C. Carcass with double-walled insulation. Rated voltage: 1N AC 230V 50 Hz. H = static heating, U = circulating air-heating*

**User-friendly:**  
Switch elements, spiral cable  
and safety pushing handle

**Platform solution:**  
Plates, bowls and cups  
can all be stacked.

**Practical:**  
Removable tubes for  
servicing and cleaning







**Unheated versions**

**Heated versions**

Static heating REH:  
Heating element in stainless steel  
attached on the side

Circulating air heating REU:  
High-performance circulating  
air heating.

Type	RE-1-292	RE-2-292	REH-1-292	REH-2-292	REU-1-292	REU-2-292
Length mm	637	975	637	975	637	975
Width mm	475	475	475	475	475	475
Height mm	900	900	900	900	900	900
No. of tubes	1	2	1	2	1	2
Crockery dimensions max. mm	282 x 282	282 x 282	282 x 282	282 x 282	282 x 282	282 x 282
ø mm	ø 282	ø 282	ø 282	ø 282	ø 282	ø 282
Tube dimensions						
Clearance per tube in mm	289 x 289	289 x 289	289 x 289	289 x 289	289 x 289	289 x 289
Stack height approx. in mm	580	580	660	660	660	660
El. connected load kW	–	–	1.450	1.550	1.450	1.550
Weight approx. kg	28	42	41	56	41	56
<b>Order no.</b>	<b>89010412</b>	<b>89010416</b>	<b>89010212</b>	<b>89010216</b>	<b>89010112</b>	<b>89010116</b>

**Accessories**

Lid in polycarbonate (not included in delivery)	–	–	<b>89060113</b>	<b>89060113</b>	<b>89060113</b>	<b>89060113</b>
---	---	---	-----------------	-----------------	-----------------	-----------------

**Interior cladding**

plastic-coated

**All-round bumper**

**Antistatic tyres ø 125 mm**

**Galvanised castors ø 125 mm**

**Stainless steel castors ø 125 mm**

**Stainless steel lid**

Single-walled

<b>Order no.</b>	<b>89060111</b>
------------------	-----------------



## Universal genius: The exchange dispenser

Exchange dispenser in stainless steel with 1 platform. Load capacity max. 150 kg. Platform safeguarded against tipping and tilting. Dispensing height can be adjusted using the springs. Platform with 18 bore-holes. 6 exchange rods included in standard delivery. Safety pushing handle. 4 corner bumpers. Rustproof castors in accordance with DIN 18867, Part 8. Wheel diameter 125 mm. 2 swivel castors, 2 swivel castors with brake. VDE approved/GS approved/splash-water protected.

Version H/U = heated: Carcass double-walled, insulated, impact-protected switch elements. Spiral cable 2.5 m, ON/OFF switch, blind socket, thermostat regulator +30 °C up to +110 °C. Rated voltage 1N AC 230V 50 Hz.

H = static heating, U = circulating air heating.

Version L = with ventilation slits: for pre-cooling plates etc. in refrigerated or deep-freeze rooms.

Version WE-H-810: shorter length, 2 corner bumpers

Version WE-H-750: extreme shorter length for placement in a corner without protruding  
Pushing handle with impact protection, 2 bumpers

**Safety:**  
Sturdy safety pushing handle

**Can be used universally:**  
6 exchange rods can be distributed in 18 bore-holes.

**Practical:**  
Removable tubes for cleaning or servicing





WE



WE-H-750



WE-L

Type	WE-H	WE-H-750	WE-H-810	WE-U	WE	WE-L	WE-QU1/1	WE-Q1/1
Length mm	980	750	810	980	980	980	860	750
Width mm	475	420	475	475	475	475	690	690
Height without insert/ Lid mm	900	900	900	900	900	900	911	911
Tube dimensions clearance mm	619 x 279	590 x 280	590 x 280	619 x 279	619 x 279	619 x 279	525 x 590	525 x 590
Stack height without lid approx. mm	545	545	545	545	560	560	–	600
Stack height with lid approx. mm	645	645	645	645	–	–	600	–
El. connected load kW	1.5	1.5	1.5	1.55	–	–	1.55	–
Weight kg	60	56	56	60	44	44	77	67
Lid in polycarbonate, 130 mm high	•	•	•	•	–	–	–	–
Stainless steel lid 35 mm high	–	–	–	–	–	–	•	–
<b>Order no.</b>	<b>89010221</b>	<b>89010222</b>	<b>89010223</b>	<b>89010121</b>	<b>89010421</b>	<b>89010321</b>	<b>89020108</b>	<b>89020212</b>

**Accessories**

Lid in polycarbonate, 130 mm high	–	–	–	–	<b>89060112</b>	<b>89060112</b>	–	–
Stainless steel lid, Single-walled, 30 mm high	–	–	–	–	–	–	–	<b>89070101</b>
Stainless steel lid, Single-walled, 70 mm high	<b>89060110</b>	<b>89060110</b>	<b>89060110</b>	<b>89060110</b>	<b>89060110</b>	<b>89060110</b>	–	–

**All-round bumper** (not for the models WE-H-750 and WE-H-810)

**Antistatic tyres ø 125 mm**

**Galvanised castors ø 125 mm**



## ***Open solution: The platform dispenser, open***

*Platform dispenser in stainless steel with one platform. Load capacity max. 300 kg. Safeguarded against tilting and tipping. Dispensing height can be adjusted using springs. Safety pushing handle. 4 corner bumpers. Rustproof castors in accordance with DIN 18867, Part 8. Wheel diameter 125 mm. 2 swivel castors, 2 swivel castors with brake.*

### ***Storage:***

*Three installed plate tubes  
(POK-Q1/1)*

### ***Impact protection:***

*Impact protection in plastic*

### ***All-in-one:***

*Tray shelf and  
cutlery top (option)*





Type	PO-SV1/1	PO-SV2/1	PO-GN2/1	PO-Q1/1	PO-TA1/1	POK-Q1/1 with 3 plate tubes
Length mm	730	1088	880	730	700	958
Width mm	690	690	690	690	500	690
Height mm	911	911	911	911	911	911
Platform dimensions mm	412 x 555	812 x 555	662 x 555	537 x 555	535 x 412	537 x 555
Basket/tray dimensions mm	max. 530 x 400	max. 530 x 800	max. 530 x 650	max. 500 x 500	max. 530 x 400	max. 500 x 500
Stack height approx. mm	575	575	575	575	575	575
Stack height						
Plate tubes approx. mm	–	–	–	–	–	520
Tube dimensions						
Plate tube clearance mm	–	–	–	–	–	170 x 170
Weight approx. kg	43	53	48	44	38	69
<b>Order no.</b>	<b>89020301</b>	<b>89020302</b>	<b>89020303</b>	<b>89020304</b>	<b>89020306</b>	<b>89020307</b>

**Storage capacity (No.) baskets in stainless steel/rilsan steel wire (optional)**

530 x 400 mm, 85 mm high	6	12	–	–	6	–
530 x 400 mm, 120 mm high	4	8	–	–	4	–
530 x 800 mm, 85 mm high	–	6	–	–	–	–
530 x 800 mm, 120 mm high	–	4	–	–	–	–
530 x 650 mm, 75 mm high	–	–	7	–	–	–
530 x 650 mm, 115 mm high	–	–	5	–	–	–
530 x 325 mm, 115 mm high CNS	–	–	10	–	–	–
500 x 500 mm, 75 mm high	–	–	–	7	–	7
500 x 500 mm, 115 mm high	–	–	–	5	–	5

**Storage capacity (No.) baskets plastic (optional)**

500 x 500 mm, 70 mm high	–	–	–	8	–	8
500 x 500 mm, 70 mm high	–	–	–	5	–	5

with crockery basket top,  
41 mm high  
(Total height 106 mm)

**Accessories**

Cutlery top with cutlery containers	<b>89060903</b>	<b>89060903</b>	<b>89060903</b>	<b>89060903</b>	–	–
-------------------------------------	-----------------	-----------------	-----------------	-----------------	---	---

**Tray holder on the side**

**for stacking trays**

for models PO-SV1/1, PO-TA1/1  
(details of dishwasher type required)

**All-round bumper**

**Antistatic tyres ø 125 mm**

**Galvanised castors ø 125 mm**





## **Closed solution:**

### **The platform dispenser closed, also refrigerated**

Platform dispenser closed, in stainless steel with one platform. Load capacity max. 300 kg. Safeguarded against tilting and tipping. Dispensing height can be adjusted using springs. Safety pushing handle. 4 corner bumpers. Rustproof castors in accordance with DIN 18867, Part 8. Wheel diameter 125 mm. 2 swivel castors, 2 swivel castors with brake.

**Version K = Circulating air-cooled with installed stainless steel lid: Double-walled insulated carcass.**

Lid 68 mm high, insulated with seal, can be folded up 90° and fixed into position. Switch elements are impact protected. Spiral cable 2.5 m, ON/OFF switch, blind socket. Cooling range approx. +5 °C to +8 °C (when lid is closed).

Refrigerant R 134a. Rated voltage 1N AC 230V 50 Hz.

**Impact protection:**  
Corner bumpers in plastic

**Load-bearer:**  
Platform with  
300 kg load capacity

**Everything close at hand:**  
Switch elements, spiral cable  
and safety pushing handle





Type	PG-GN2/1	PG-SV2/1	PG-Q1/1	PK-Q1/1	PG-4S	PG-6S
Length mm	880	1040	730	1164	790	1090
Width mm	690	690	690	814	690	690
Height mm	911	911	911	945	911	911
Platform dimensions mm	535 x 660	535 x 810	535 x 505	535 x 505	566 x 566	857 x 566
Basket / tray dimensions mm	max. 530 x 650	max. 530 x 800	max. 500 x 500	max. 500 x 500	–	–
Stack height approx. mm	600	600	600	600	600	600
El. connected load kW	–	–	–	0,410	–	–
Refrigeration output Watt at VT -10 °C	–	–	–	460	–	–
Weight approx. kg	68	65	62	140	57	65
<b>Order no.</b>	<b>89 02 02 01</b>	<b>89 02 02 06</b>	<b>89 02 02 02</b>	<b>89 02 04 01</b>	<b>89 02 02 03</b>	<b>89 02 02 04</b>

**Storage capacity (No.) baskets in stainless steel/rilsan steel wire (optional)**

530 x 400 mm, 85 mm high	–	14	–	–	–	–
530 x 400 mm, 120 mm high	–	10	–	–	–	–
530 x 800 mm, 85 mm high	–	7	–	–	–	–
530 x 800 mm, 120 mm high	–	5	–	–	–	–
530 x 650 mm, 75 mm high	8	–	–	–	–	–
530 x 650 mm, 115 mm high	5	–	–	–	–	–
500 x 500 mm, 75 mm high	–	–	8	8	–	–
500 x 500 mm, 115 mm high	–	–	5	5	–	–
500 x 500 mm, 70 mm high	–	–	8	8	–	–
500 x 500 mm, 70 mm high with crockery basket top, 41 mm high (Total height 106 mm)	–	–	5	5	–	–

**Accessories**

Insert tray with slit holes	<b>89 07 10 02</b>	<b>89 07 10 04</b>	<b>89 07 10 01</b>	<b>89 07 10 01</b>	–	–
Stainless steel lid, low	<b>89 07 02 01</b>	<b>89 07 14 01</b>	<b>89 07 01 01</b>	–	<b>89 07 03 01</b>	<b>89 07 04 01</b>
Stainless steel lid, high	<b>89 07 02 02</b>	<b>89 07 14 02</b>	<b>89 07 01 02</b>	–	<b>89 07 03 02</b>	<b>89 07 04 02</b>

**All-round bumper**

**Antistatic tyres ø 125 mm**

**Galvanised castors ø 125 mm**



## **Hot solution: The platform dispenser, circulating air-heated and the meal tray dispenser, circulating air-heated**

*Platform dispenser, closed, in stainless steel with a square platform. Load capacity max. 300 kg. Safeguarded against tipping and tilting. Dispensing height adjustable using springs. Safety pushing handle. 4 corner bumpers. Rustproof castors in accordance with DIN 18867, Part 8. Wheel diameter 125 mm. 2 swivel castors, 2 swivel castors with brake.*

*Double-walled insulated carcass. Switch elements are impact protected, spiral cable 2.5 m, ON/OFF switch, blind socket. Thermostat regulation from +30 °C to +110 °C. Circulating air heating. Rated voltage 1N AC 230V 50 Hz.*

*VDE approved/GS approved/splash-water protected. **Dispenser is not suitable for plastic baskets!***

*Meal tray stacker version PU-M 2/1: Hinged lid in stainless steel, double-walled insulation, with safety handle, can be folded up. Dispenser is only suitable for stainless steel baskets (without coating)!*

*Quality symbol:  
Tip and tilt-proof  
platform*

*Everything close at hand:  
Switch elements, spiral cable  
and pushing handle*

*Impact protection:  
Corner bumpers in plastic*





PU-GN 2/1 / PU-GN/SV 1/1



PU-GN2/1



PU-M 2/1

Type	PU-GN 2/1	PU-SV 2/1	PU-Q 1/1	PU-GN/SV 1/1	PU-M 2/1
Length mm	990	1142	840	740	1148
Width mm	690	690	690	690	744
Height mm	911	911	911	911	911
Platform dimensions mm	535 x 660	535 x 810	535 x 510	535 x 410	535 x 660
Basket/tray dimensions mm max.	max. 530 x 650	max. 530 x 800	max. 500 x 500	max. 530 x 400	max. 530 x 650
Stack height approx. mm	600	600	600	600	600
El. connected load kW	2.240	2.240	2.240	2.240	2.250
Weight approx. kg	85	92	72	71	109
<b>Order no.</b>	<b>89020103</b>	<b>89020102</b>	<b>89020104</b>	<b>89020101</b>	<b>89020107</b>

**Storage capacity baskets (No.)**

**in stainless steel/rilsan steel wire (optional)**

530 x 400 mm, 85 mm high	-	14	-	7	-
530 x 400 mm, 120 mm high	-	10	-	5	-
530 x 800 mm, 85 mm high	-	7	-	-	-
530 x 800 mm, 120 mm high	-	5	-	-	-
530 x 650 mm, 75 mm high	8	-	-	-	8
530 x 650 mm, 115 mm high	5	-	-	-	-
500 x 500 mm, 75 mm high	-	-	8	-	-
500 x 500 mm, 115 mm high	-	-	5	-	-

**Accessories**

<b>Insert tray with slit perforations</b>	<b>89071002</b>	<b>89071004</b>	<b>89071001</b>	<b>89071003</b>	-
---	-----------------	-----------------	-----------------	-----------------	---

<b>Stainless steel lid high</b>	<b>89070601</b>	<b>89070801</b>	<b>89070501</b>	<b>89070701</b>	-
---------------------------------	-----------------	-----------------	-----------------	-----------------	---

**All-round bumper**

**Antistatic tyres ø 125 mm**

**Galvanised castors ø 125 mm**

not for PU-M 2/1

**Important!**

Plastic baskets are not suitable for heated crockery dispensers.





## ***The name says it all: The ultra dispenser***

*Ultra dispenser in stainless steel. Load capacity per tube max. 75 kg. Platform is safeguarded against tipping and tilting. Dispensing height adjustable using springs. Safety pushing handle. Carcass double-walled, insulated. 4 corner bumpers. Rustproof castors in accordance with DIN 18867, Part 8. Wheel diameter 125 mm. 2 swivel castors, 2 swivel castors with brake.*

*Both tubes incl. hinged lid in stainless steel, double-walled, insulated, can be folded up.*

*Impact protected switch elements, spiral cable 2.5 m, ON/OFF switch, blind socket,*

*Stepless thermostat regulation from +30 °C to +160 °C. Circulating air heating. Rated voltage 1N AC 230V 50 Hz.*

*Version REU-PM2-290: Tubes with rails for menu trays, stacked vertically, 4 piles per tube.*

*Ultra bowls:  
REU-P2-292*

*Operator friendly:  
Ergonomic handles  
and switch unit*

*Meal trays:  
REU-PM2-290*







<b>Type</b>	<b>REU-P2-292 for heating of heat/ultra bowls</b>	<b>REU-PM2-290 for heating of Rieber menu trays 3-part</b>
Dimensions L x W x H mm	1042 x 510 x 915/1010	1042 x 510 x 915/1010
No. of tubes	2	2
Ultra bowl ø 255 mm	•	•
Heat bowl ø 277 mm	•	–
Menu tray 3-part	–	•
Stack height mm	560	605
Tube dimensions	290 x 290	290 x 296
Clearance per tube in mm		
Storage capacity	76 x SJ-255 or 80 x SC-2N-LS	32 Rieber menu trays 3-part or 84 x SJ-255
Heating time:		
Heat bowls in hours	2 – 3 from +20 °C to +130 °C	2 – 3 from +20 °C to +130 °C
Menu trays in hours	–	1,5 from +20 °C to +130 °C
El. connected load Watt	3000	3000
Empty weight kg	79	79
<b>Order no.</b>	<b>89040101</b>	<b>89040102</b>
<b>Accessories</b>		
Heat bowl/ultra bowl SJ-255-Ultra-LS ø 255	<b>89080141</b>	<b>89080141</b>
Heat bowl low SC-2N-LS ø 277	<b>89080115</b>	–
Menu tray 3-part with wax filling	–	<b>89022003</b>
Conversion set per tube for loading with ultra bowls	–	<b>89062001</b>
<b>All-round bumper</b>		
<b>Antistatic tyres ø 125 mm</b>		
<b>Galvanised castors ø 125 mm</b>		

## Heat bowl (ultra bowl)

Heat bowl in stainless steel, deep-drawn, matt, unpolished. 2-part, tightly-welded, with heated core capable of storing cooking heat. Heat retention base for plates. Suitable for covering with a bowl cover.



Type	SJ-255-Ultra-LS	SC-2N-LS
ø x height mm	255 x 34	277 x 38
Stack height mm	14	13
Suitable for plates ø mm	255	277
Soup bowl ø mm	190	–
Type of bowl cover	plastic/stainless steel	stainless steel
Empty weight kg	0,830	1
<b>Order no.</b>	<b>89 08 01 41</b>	<b>89 08 01 15</b>

### Accessories for SJ-255-Ultra-LS

<b>Stainless steel bowl cover</b>		<b>Stainless steel bowl cover</b>		<b>Plastic bowl cover</b>	
single-walled, matt, with hole, with groove for soup bowl, ø 265 mm, height 49 mm, weight 410 g		single-walled, polished, with hole, with groove for soup bowl, ø 265 mm, height 49 mm, weight 410 g		Polypropylene PP/C, CFC-free foam-filled for plates ø 255 mm, colour: lilac, ø 258 mm, height 70 mm, weight 230 g	
<b>Order no.</b>	<b>89 08 01 31</b>	<b>Order no.</b>	<b>89 08 03 31</b>	<b>Order no.</b>	<b>89 08 02 12</b>
<b>Stainless steel bowl cover</b>		<b>Stainless steel bowl cover</b>		<b>Plastic bowl cover</b>	
single-walled, matt, with hole, without groove. ø 265 mm, height 49 mm, weight 410 g		single-walled, polished, with hole, without groove. ø 265 mm, height 49 mm, weight 410 g		Polypropylene PP/C, CFC-free foam-filled for plates ø 255 mm, colour: lilac, ø 258 mm, height 70 mm, weight 230 g	
<b>Order no.</b>	<b>89 08 01 32</b>	<b>Order no.</b>	<b>89 08 03 32</b>	<b>Order no.</b>	<b>89 08 02 32</b>

### Accessories for SC-2N-LS

stainless steel bowl cover, model SC-2	
<b>Order no.</b>	<b>89 08 01 13</b>

## Baskets

### Baskets in steel wire,

rilisan. Heat resistant plastic-coated, grey, with corner reinforcements.  
Stacking frame ø 6 mm. Grid wire ø 2.5 mm. Mesh width 40 x 25 mm.

Type	Dimensions L x W x H mm	Weight kg	Order no.
<b>K-SV 1/1-R8</b>	530 x 400 x 85	1.8	<b>89060201</b>
<b>K-SV 1/1-R12</b>	530 x 400 x 120	2.0	<b>89060202</b>
<b>K-SV 2/1-R8</b>	530 x 800 x 85	2.9	<b>89060203</b>
<b>K-SV 2/1-R12</b>	530 x 800 x 120	3.3	<b>89060204</b>
<b>K-GN 2/1-R7</b>	530 x 650 x 75	2.4	<b>89060205</b>
<b>K-GN 2/1-R11</b>	530 x 650 x 115	2.7	<b>89060206</b>
<b>K-Q 1/1-R7</b>	500 x 500 x 75	2.0	<b>89060207</b>
<b>K-Q 1/1-R11</b>	500 x 500 x 115	2.3	<b>89060208</b>



### Baskets in wire, stainless steel, with corner reinforcements

Stacking frame ø 6 mm. Grid wire ø 2.5 mm. Mesh width 40 x 25 mm.

Type	Dimensions L x W x H mm	Weight kg	Order no.
<b>K-SV 1/1-C8</b>	530 x 400 x 85	1.7	<b>89060301</b>
<b>K-SV 1/1-C12</b>	530 x 400 x 120	1.9	<b>89060302</b>
<b>K-SV 2/1-C8</b>	530 x 800 x 85	2.8	<b>89060303</b>
<b>K-SV 2/1-C12</b>	530 x 800 x 120	3.2	<b>89060304</b>
<b>K-GN 2/1-C7</b>	530 x 650 x 75	2.3	<b>89060305</b>
<b>K-GN 2/1-C11</b>	530 x 650 x 115	2.6	<b>89060306</b>
<b>K-Q 1/1-C7</b>	500 x 500 x 75	1.9	<b>89060307</b>
<b>K-Q 1/1-C11</b>	500 x 500 x 115	2.2	<b>89060308</b>
<b>K-GN 1/1-C11</b>	530 x 325 x 115	1.7	<b>89060311</b>



**Plastic baskets**, normal dishwasher quality. Tight mesh.

**Plastic baskets are not suitable for heated crockery dispensers !**

Type	Dimensions L x W x H mm	Weight kg	Order no.
<b>K-Q 1/1-K7-E</b>	500 x 500 x 70	1.7	<b>89060401</b>
<b>K-Q 1/1-K7-W</b>	500 x 500 x 70	1.4	<b>89060404</b>
<b>K-Q 1/1-K4</b>	500 x 500 x 41	0.36	<b>89060405</b>



### Accessories

Crockery basket top in plastic. Ring-shaped, without base, for placing on plastic baskets to increase useful height.

**Not suitable for heated crockery dispensers.**





*Hungry for more? We're happy to help.*



***Hungry for more?  
We're happy to help.***

**Germany**

Rieber GmbH & Co. KG  
Hoffmannstraße 44  
D-72770 Reutlingen  
Fon [0 71 21] 5 18-0  
Fax [0 71 21] 5 18-3 02  
E-Mail: [info@rieber.de](mailto:info@rieber.de)  
[www.rieber.de](http://www.rieber.de)

**Austria**

Rieber + Grohmann GesmbH.  
Seybelgasse 13  
A-1230 Wien  
Fon [01] 8 65 15 10  
Fax [01] 8 65 15 10 -10  
E-Mail: [office@at.rieber.de](mailto:office@at.rieber.de)  
[www.rieber.de](http://www.rieber.de)

**Switzerland**

Rieber ag  
Handelszentrum Schöntal  
Rorschacher Strasse  
Postfach 118  
CH-9402 Mörschwil  
Fon [0 71] 868 93 93  
Fax [0 71] 866 27 37  
E-Mail: [mail@rieber.ch](mailto:mail@rieber.ch)  
[www.rieber.ch](http://www.rieber.ch)

**Great Britain**

BGL-Rieber Ltd.  
Unit 6 Lancaster Park  
Industrial Estate, Bowerhill,  
Melksham  
GB-Wiltshire SN12 6TT  
Fon [0 12 25] 70 44 70  
Fax [0 12 25] 70 59 27  
E-Mail: [bgl.melksham@ic24.net](mailto:bgl.melksham@ic24.net)  
[www.rieber.de](http://www.rieber.de)

**The Netherlands**

Rieber Benelux B.V.  
»Kantorenhuis«  
Schipholweg 76  
NL-2316 XD Leiden  
Fon [0 71] 5 23 01 70  
Fax [0 71] 5 23 45 80  
E-Mail: [jerry.hol@nl.rieber.de](mailto:jerry.hol@nl.rieber.de)  
[www.rieber.de](http://www.rieber.de)

**France**

Rieber SARL  
8, rue du Périgord  
B.P. 37  
F-68272 Wittenheim Cedex  
Fon [03] 89 62 50 60  
Fax [03] 89 57 17 94  
E-Mail: [robert.schlecht@fr.rieber.de](mailto:robert.schlecht@fr.rieber.de)  
[www.rieber.de](http://www.rieber.de)

**Poland**

Gastromedia Sp.z o.o.  
ul. Sobocka 19  
PL-01-684 Warszawa  
Fon [0 22] 8 33 87 07  
Fax [0 22] 8 33 87 22  
E-Mail: [gastro@gastromedia.pl](mailto:gastro@gastromedia.pl)  
[www.gastromedia.pl](http://www.gastromedia.pl)

**The Czech Republic**

Rieber spol s.r.o.  
Velkokuchyňská zařízení  
Hradecká 3/2526  
CZ-131 00 Praha 3 - Vinohrady  
Fon [02] 72 73 14 43  
Fax [02] 72 73 14 44  
E-Mail: [rieber@rieber.cz](mailto:rieber@rieber.cz)  
[www.rieber.cz](http://www.rieber.cz)


Tanake S.A.  
ul. Puławska 426  
PL-02-884 Warszawa  
Fon [0 22] 3 36 90 00  
Fax [0 22] 3 36 90 09  
E-Mail: [tanake@tanake.com.pl](mailto:tanake@tanake.com.pl)  
[www.tanake.com.pl](http://www.tanake.com.pl)



Ask for our brochure  
about in-house food  
distribution ...



... or about our banquet  
trolley ...



... or about our Thermoports®  
of the 2-★ and 3-★★★ category.

**Rieber**

[ the right solution ]