



391018 (E9STGH1000)

Gas Solid Top

Short Form Specification

Item No.

High efficiency 10.5 kW central burner with flame failure device and protected pilot light. Large cooking surface with differentiated heating zones. Large flat cooking surface made in cast iron allows for the use of a number of various sized pots and pans, all easily moved across the surface without lifting. Exterior panels in stainless steel. Worktop in 20/10, stainless steel. Right angled side edges eliminate gaps and possible dirt traps between units.

Main Features

- Gas heated, 10.5 kW central burner, solid top.
- Durable cast iron cooking plate, easy to clean.
- The center of the plate can reach a maximum temperature of 500 °C while decreasing outwards.
- Central burner with optimized combustion, flame failure device and protected pilot light.
- Piezo ignition.
- Temperature gradients to satisfy different cooking needs, provided over the whole plate thanks to the temperature fine-tuning by zone.
- Various sizes of pans can be used at the same time due to large surface area with no intermediate sectors.
- Pans can easily be moved from one area to another without lifting.
- All major compartments located in front of unit for ease of maintenance.
- IPX5 water resistance certification.
- The special design of the control knob system guarantees against water infiltration.

Construction

- Unit is 930 mm deep to give a larger working surface area.
- All exterior panels in Stainless Steel with Scotch Brite finishing.
- Model has right-angled side edges to allow flush fitting joints between units, eliminating gaps and possible dirt traps.

Optional Accessories

- | | |
|--|-------------------------------------|
| • Junction sealing kit | PNC 206086 <input type="checkbox"/> |
| • Draught diverter, 150 mm diameter | PNC 206132 <input type="checkbox"/> |
| • Matching ring for flue condenser, 150 mm diameter | PNC 206133 <input type="checkbox"/> |
| • Support for bridge type installation, 800mm | PNC 206137 <input type="checkbox"/> |
| • Support for bridge type installation, 1000mm | PNC 206138 <input type="checkbox"/> |
| • Support for bridge type installation, 1200mm | PNC 206139 <input type="checkbox"/> |
| • Support for bridge type installation, 1400mm | PNC 206140 <input type="checkbox"/> |
| • Support for bridge type installation, 1600mm | PNC 206141 <input type="checkbox"/> |
| • Flue condenser for 1 module, 150 mm diameter | PNC 206246 <input type="checkbox"/> |
| • Water column with swivel arm (water column extension not included) | PNC 206289 <input type="checkbox"/> |

APPROVAL: _____

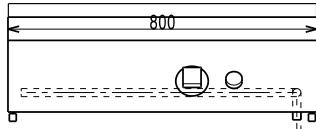
- Water column extension for 900 line ☐ PNC 206290
- Chimney upstand, 800mm ☐ PNC 206304
- Kit town gas nozzles (G150) for 900 solid top with burners ☐ PNC 206386
- Chimney grid net, 400mm (700XP/900) ☐ PNC 206400
- Side handrail-right/left hand (900XP) ☐ PNC 216044
- Frontal handrail, 800mm ☐ PNC 216047
- Frontal handrail, 1200mm ☐ PNC 216049
- Frontal handrail, 1600mm ☐ PNC 216050
- Large handrail - portioning shelf, 400mm ☐ PNC 216185
- Large handrail - portioning shelf, 800mm ☐ PNC 216186
- 2 side covering panels for top appliances ☐ PNC 216278
- Pressure regulator for gas units ☐ PNC 927225



**WA DEALER
 PRACTICAL PRODUCTS PTY LTD**

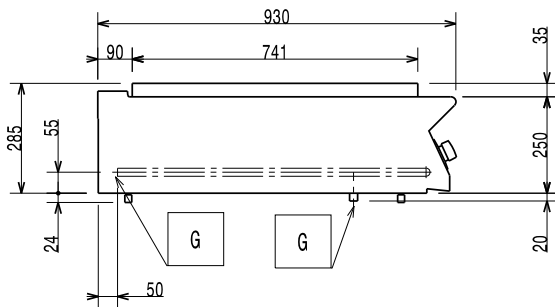
PH: 08 9302 1299
 51 Paramount Dr Wangara WA 6065
sales@practicalproducts.com.au
www.practicalproducts.com.au

Front



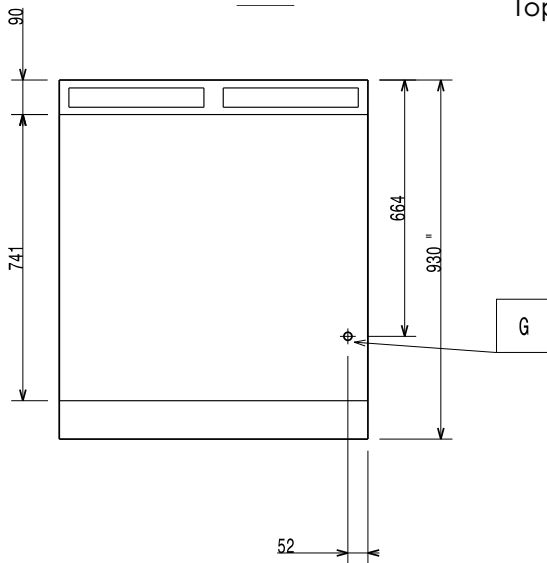
G

Side



EQ = Equipotential screw
G = Gas connection

Top



Gas

Gas Power:

391018 (E9STGH1000)

10.5 kW

Standard gas delivery:

Natural Gas G20 (20mbar)

Gas Type Option:

LPG; Natural Gas

Gas Inlet:

1/2"

Key Information:

Solid top usable surface (width):

795 mm

Solid top usable surface (depth):

696 mm

External dimensions, Width:

800 mm

External dimensions, Height:

250 mm

External dimensions, Depth:

930 mm

Net weight:

92 kg

Shipping weight:

106 kg

Shipping height:

540 mm

Shipping width:

1020 mm

Shipping depth:

860 mm

Shipping volume:

0.47 m³

Certification group:

N9TG

If appliance is set up or next to or against temperature sensitive furniture or similar, a safety gap of approximately 150 mm should be maintained or some form of heat insulation fitted.



WA DEALER
PRACTICAL PRODUCTS PTY LTD

PH: 08 9302 1299
51 Paramount Dr Wangara WA 6065
sales@practicalproducts.com.au
www.practicalproducts.com.au

Modular Cooking Range Line
900XP Gas Solid Top