



INLINE SERIES - 4000 HEATED 800mm CURVED ON COUNTER

MODELS

- IN-4H08-CU-FF-OC | 4000 Series heated 800mm curved, with fixed front glass, on counter
- IN-4H08-CU-SD-OC | 4000 Series heated 800mm curved, with sliding glass doors, on counter

OPTIONS [F=Factory Fitted]

- Rear door mirror application (F)
- End glass mirror application (F)

ACCESSORIES [A=Accessory]

- Small goods tray (A)
- Angled base shelf (A)
- Thermal divider panels (A)
- Pie chutes and dividers (A)
- Wire shelves (A)
- Chicken trays (A)
- Rear decks (A)
- Stainless steel flat trays (A)

OVERVIEW

Created for the busy food service business wanting to display a large quantity or wide variety of food. The 4000 Series cabinets are proven for 85 door openings an hour while still maintaining core product temperatures. The lighting and merchandising features are designed to create impact and increase sales. This low energy consumption unit, keeps product fresher for longer. The cabinets come ready to plug in making installation quick and easy. The Inline 4000 construction allows for smart counter integration options of either a recessed, countertop mounting or freestanding display.

FEATURES

- High energy efficiency - 0.62 kWh per hour average
- Cabinet operating temperature range +30°C - +90°C
- Sliding doors (staff side) and fixed front or sliding doors options (customer side)
- Three adjustable shelves and base for product display
- 25,000 hour LED lighting to cabinet top and shelves
- Low wattage high density elements for even temperature distribution
- Unique shelf mounted ticket strip to front and rear
- Toughened safety glass
- Also available as a in counter model or a freestanding model with a chassis



SHOWING : 4000 SERIES HEATED 800mm CURVED, WITH FIXED FRONT, ON COUNTER

KEY SELLING FEATURES



IN-4H08-CU-FF-OC	CLIMATE CLASS	N max 32°C / 70% RH	TEMPERATURE RANGE	+30°C-+90°C
IN-4H08-CU-SD-OC				

Designed to meet and exceed the following compliances and approvals : NSF, EN 55014, EN55014-1, EN 55014-2, EN 61000, EN 61000-3-2, EN 61000-3-3, IEC 60335, IEC 60335-1, IEC 60335-2-49.



*Conditions Apply

creating irresistible displays for food and drink.



INLINE SERIES - 4000 HEATED 800mm CURVED ON COUNTER

SPECIFICATIONS

Heated Data

	CLIMATE CLASS	CORE PRODUCT - TEMP RANGE	HEATING
IN-4H08-CU-FF-OC	N max 32°C / 70% RH	+30°C - +90°C	High density low wattage element
IN-4H08-CU-SD-OC	N max 32°C / 70% RH	+30°C - +90°C	High density low wattage element

Electrical Data

	VOLTAGE	PHASE	CURRENT	kWh per hour [average]	MAINS CONNECTION	MAINS CONNECTION PLUG	IP RATING	LED LIGHTING
IN-4H08-CU-FF-OC	220-240 V	Single	4.1 A	0.62 kWh per hour	3 metre 3 core cable	10 amp, 3 pin plug	IP 22	25,000 hr LED
IN-4H08-CU-SD-OC	220-240 V	Single	4.1 A	0.62 kWh per hour	3 metre 3 core cable	10 amp, 3 pin plug	IP 22	25,000 hr LED

Display

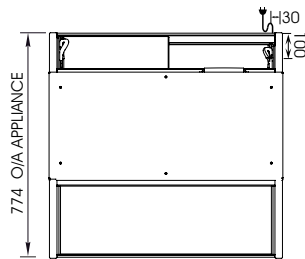
	DISPLAY AREA	NO. OF SHELVES	ACCESS - FRONT	ACCESS - REAR	CONSTRUCTION
IN-4H08-CU-FF-OC	1.2m ²	3 + Base	Fixed front	Sliding doors	304 Stainless Steel
IN-4H08-CU-SD-OC	1.2m ²	3 + Base	Sliding doors	Sliding doors	304 Stainless Steel

Dimensions [Uncrated and Crated]

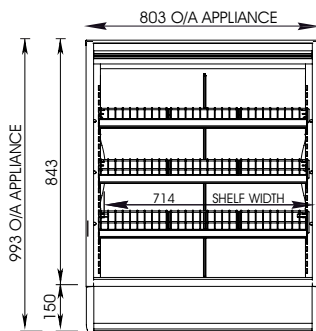
	H x W x D mm [Uncrated]	MASS [Uncrated]	H x W x D mm [Crated]	MASS [Crated]	CUBIC VOLUME [Crated]
IN-4H08-CU-FF-OC	993 x 803 x 774	-	-	-	-
IN-4H08-CU-SD-OC	993 x 803 x 774	-	-	-	-

In line with policy to continually develop and improve it's products, Future Products Group reserves the right to change specifications and design without notice.

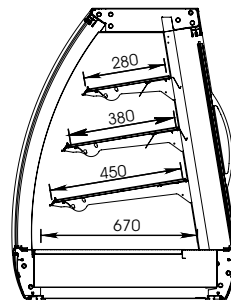
For more information and technical data, including installation documents, please refer to the website - www.fpgworld.com



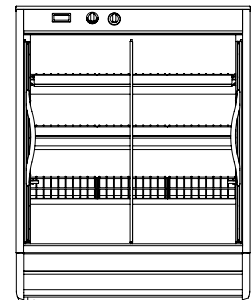
PLAN VIEW



FRONT ELEVATION



SECTION VIEW



30
CABLE EXIT BASE, CABLE LENGTH 3m

REAR ELEVATION