

ELECTRIC TILTING BRATT PAN 900mm

E580-8, E580-8E

- 80L full stainless steel pan
- Manually operated tilting mechanism
- Optional electric power tilting mechanism
- Heavy-duty lid and hinge system
- Galvanized steel chassis
- Stainless steel exterior
- Easy clean
- Easy service
- Fully modular



Overall Construction

- Heavy-duty galvanized steel chassis
- Side panels 1.2mm 304 stainless steel
- Splashback 1.2mm 304 stainless steel
- Front panels 0.9mm 304 stainless steel
- Vitreous enamelled pan front cover
- Full stainless steel pan with 2.0mm pan body
- 12mm thick stainless steel even heat pan base
- Large capacity pouring spout
- Heavy-duty spring balanced lid hinge system
- 1.5mm 304 stainless steel lid suitable as bench-top workspace
- Full width stainless steel lid handle
- Manually operated pan lift handwheel with fold-away handle
- Electrically powered pan tilting option
- 63mm dia. heavy-duty stainless steel legs with adjustable feet

Controls

- Large easy use control knobs - heat resistant reinforced
- Easy view control settings on knobs
- Indicator lights for power and heating
- Quarter turn water valve control for ease of use
- 50-320°C thermostatic control
- Over temperature safety cut-out
- Fold away handle on manual pan tilt
- Pan up and down switches on electric pan tilt

Cleaning and Servicing

- Seamless full stainless steel pan with rounded corners
- Easy clean stainless steel exterior panels
- Easy connection access via front service panels
- Service friendly lid hinge system
- Access to all parts from front of unit



ELECTRIC TILTING BRATT PAN 900mm

E580-8, E580-8E

Specifications

Elements

3 x 4kw stainless steel sheathed heating elements clad to pan base

Electrical requirements

12kW

400-415Vac, 50/60Hz, 3P+N+E

Phase loading

L1 17A
L2 17A
L3 17A

Pan

Cooking surface 780mm x 450mm, 3510cm²
215mm deep

Water connection

Cold water connection

1/2" tube connection via 15mm crox fitting
550kpa, 80psi max water pressure

Dimensions

Width 900mm
Depth 812mm
Height 915mm
Incl. splashback 1085mm
With lid open 1566mm

Nett weight

180kg

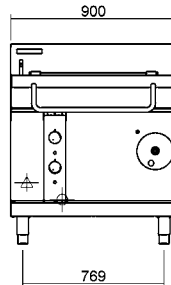
Packing data

1.03m³, 245kg
Width 945mm
Depth 870mm
Height 1255mm

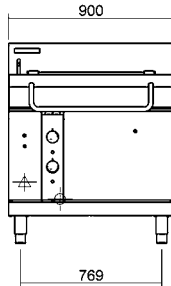
Options

Joining caps

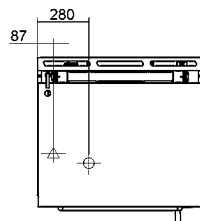
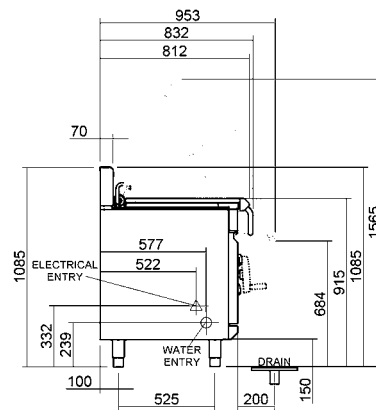
E580-8



E580-8E



E580-8, E580-8E



WA DEALER
PRACTICAL PRODUCTS PTY LTD

PH: 08 9302 1299
51 Paramount Dr Wangara WA 6065
sales@practicalproducts.com.au
www.practicalproducts.com.au

In line with policy to continually develop and improve its products, Moffat Limited reserves the right to change specifications and design without notice.

© Copyright Moffat Ltd
AN.BSE.01.19/1620