



Self-contained ice maker - Sprayer system Daily production up to 48 kg

Brema's new Green Tech CB range offers self-contained ice machines for bench top, under bench or free-standing installation. These machines produce attractive, crystalline cubes weighing 13g which rapidly chill and enhance the appearance of any beverage.

The Brema CB416A is an under bench ice cube machine that produces 44kg of ice per 24 hours and has storage capacity of 16kg.

The CB range of self-contained ice cube machines is the perfect fit for cafes, restaurants, hotels, bars and nightclubs.


► Features

- Compact and crystal cube
- AISI 304 SS Scotch Brite finish
- Tropical class +43°C rated
- Cleanable antiscaler filter
- Air cooling system
- Easy cleanable internal rounded surfaces
- HCFC-Free insulated storage
- RoHS Free
- Disappearing insulated door
- Electromechanical operation
- ON-OFF rocker switch
- Standard and special voltages
- 16kg storage capacity
- Produces 13g cubes



► Accessories

- Water inlet hose
- Drainage hose
- External water filter
- Pressure limiting valve
- Plastic ice scoop
- Adjustable stainless steel legs (4)



Green Tech Design



Side openings for better ventilation

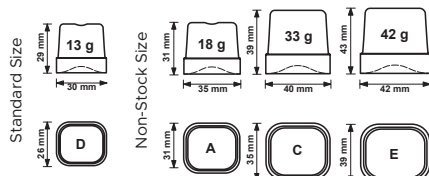


Double water inlet
(W models only)



Plug-in electrical connection

► Ice cube size



► Production 24h

Air temp.	Water temp.	kg
10° C	7° C	48
21° C	15° C	44
32° C	21° C	40

3 Years Warranty

► Certifications available for this model



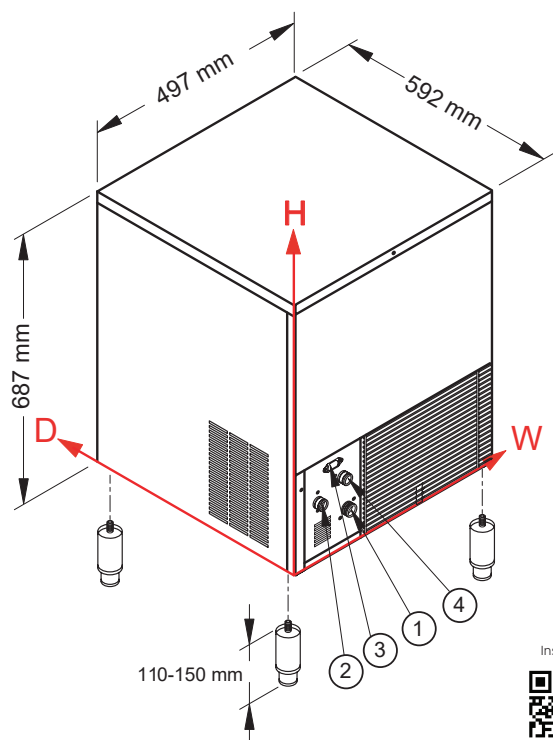


Ice Cube

CB416A



Self-contained ice maker - Sprayer system Daily production up to 48 kg



► Working conditions

- Location: **Indoor**

	Min	Max
Ambient temperature	+10°C	+43°C
Water temperature	+3°C	+32°C
Voltage	-10%	+10%
Water inlet pressure	1bar (14 psi)	6bar (84 psi)



WA DEALER
PRACTICAL PRODUCTS PTY LTD

PH: 08 9302 1299
51 Paramount Dr Wangara WA 6065
sales@practicalproducts.com.au
www.practicalproducts.com.au

► Connections

All measures are referred to the rear bottom-left corner (W-H-Ø)

- ① Water in.: 130mm - 95mm - 3/4" ② Water out.: 56mm - 155mm - 24mm - 3/4" ③ Electrical connections.: 95mm - 225mm
④ Cond. water in.: 119mm - 181mm - 3/4" ④ Only for water cooling systems

► Technical Information

Production in 24h	44kg
Store capacity, up to	16kg
Cooling system	A
Kind of cube (standard)	D-13g
Kind of cube (non-stock)	A-18g, C-33g, E-42g
Refrigerant	R452A
Standard voltage	240V - 50 Hz - 10A (lead with plug supplied)
Energy consumption	455W
Fuse	10A

Finish	AISI 304 stainless steel
Clearance	100mm sides + back
Water consumption	A: 4.1 l/kg
Sizes (W-D-H)	497 - 592 - 687
Sizes with pack (W-D-H)	550 - 660 - 860
Net weight	43kg
Gross weight	51kg

All the technical information need to be considered at the following conditions:
Sizes without feet
Standard Cube (13 g)
Ambient temperature +21°C
Water temperature +15°C
Average power consumption at +43°C (standard voltage)

Models and specifications are subject to change without notice