

Convotherm maxx pro easyTouch Combi Steamer

CXEBT6.20D ELECTRIC BOILER 14 x 1/1 GN or 7 x 2/1 GN

- Boiler system
- Natural Smart Climate™ (ACS+) cooking methods: Steam, Combi-steam, Convection
- Natural Smart Climate™ extra functions:
 - Crisp&Tasty - 5 moisture removal settings
 - BakePro - 5 levels of traditional baking
 - HumidityPro - 5 humidity settings
 - Controllable fan - 5 speed settings
- easyTouch 10" TFT HiRes glass touch display (capacitive)
- ConvoClean+ fully automatic cleaning system with eco, regular and express modes, including optional single-dose dispensing
- HygieniCare
- WiFi and Ethernet interface (LAN)
- USB port integrated in the control panel
- Steam generated by high-performance boiler outside the cooking chamber
- LED lighting in oven cavity
- Triple glass appliance door
- Right-hinged appliance door
- Disappearing door



Standard Features

- Cooking methods:
 - Steam (30-130°C) with guaranteed steam saturation
 - Combi-steam (30-250 °C) with automatic moisture control
 - Convection (30-250 °C) with optimised heat transfer
- Operation of easyTouch user interface:
 - 10" TFT HiRes glass touch display (capacitive)
 - Smooth-action, quick reacting scrolling function
- Climate Management
 - Natural Smart Climate™ (ACS+), HumidityPro, Crisp&Tasty
- Quality Management
 - Airflow Management, BakePro, Multi-point core temperature probe
 - Preheat and cool down function
- Production Management
 - Automatic cooking with Press&Go with up to 399 cooking profiles
 - Integrated cookbook with 7 different categories
 - TrayTimer – load management for different products at the same time (manual mode)
 - TrayView – load management for automatic cooking of different products using Press&Go
 - Favourites management
 - HACCP data storage
 - USB port
 - ecoCooking – energy-save function
 - LT cooking (low temperature cooking) / Delta-T cooking
 - Cook&Hold – cook and hold in one process
 - Autostart
 - Regenerate+ - flexible multi-mode rethermalisation function with preselect
- Cleaning Management:
 - ConvoClean+ - fully automatic cleaning system

- Quick access to individually created and saved cleaning profiles
- Cleaning scheduler
- FilterCare interface
- HygieniCare: safety by antibacterial surfaces
 - Hygienic Steam Function
 - Hygienic Handles
 - SteamDisinfect
- Door handle with safety latch and sure-shut function
- Adjustable appliance feet, from 100 mm to 125 mm
- Integrated recoil hand shower

Options

- ConvoSmoke – built in food-smoking function (HotSmoke)
- Steam and vapour removal (built-in condensation hood)
- Sous-vide sensor, with external socket
- Core temperature sensor, with external socket
- Marine model
- Available in various voltages

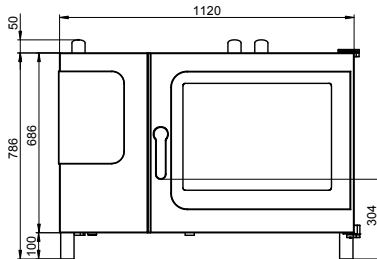
Accessories

- Stainless steel stand
- Stacking kit
- ConvoLink – HACCP and cooking profile management PC software
- ConvoVent 4 condensation hood with grease filter
- ConvoVent 4+ condensation hood with grease and odour filter
- Banquet system package: plate rack, mobile shelf rack, transport trolley, thermal cover (individual items are available)
- Care products for ConvoClean+ fully automatic cleaning system (multiple and single-dose dispensing)

Convotherm maxx pro easyTouch Combi Steamer

CXEBT6.20D ELECTRIC BOILER 14 x 1/1 GN or 7 x 2/1 GN

Front view



DIMENSIONS

Width	1211 mm
Depth	992 mm
Height	786 mm
Weight	165kg

PACKED DIMENSIONS

Width	1345 mm
Depth	1140 mm
Height	1025 mm
Weight (including cleaning system)	200 kg

Safety clearances*

Rear	50 mm
Right	50 mm
Left (larger recommended for servicing)	50 mm
Top (for ventilation)	500 mm

*Heat sources must lie at a minimum distance of 500 mm from the appliance.

INSTALLATION REQUIREMENTS

For precise installation instructions please refer to the units installation manual

LOADING CAPACITY

Max. number of food containers	
Shelf distance	68mm
GN 1/1 (with standard rack)	14
GN 2/1 (with standard rack)	7
600 x 400 baking sheet (with appropriate rack)	10
Max. loading weight GN 1/1 / 600 x 400	
Per combi steamer	60 kg
Per shelf	15 kg

ELECTRICAL SUPPLY

3N~ 400V 50/60Hz (3P+N+E)	
Rated power consumption	19,5 kW
Rated current	28.1 A
Fuse	32 A
RCD (GFCI), frequency converter	Type A
(singlephase) (recommended), type B/F (optional)	
Special voltage options available on request.	
Connection to an energy optimisation system as standard.	

WATER CONNECTION

Water supply

2 x G 3/4" permanent connection, optionally including connecting pipe (min. DN13 / 1/2")
Flow pressure 150 - 600 kPa (1.5 - 6 bar)

Appliance drain

Drain version Permanent connection (recommended) or funnel waste trap
Type DN50 (min. internal Ø: 46 mm)
Slope for waste-water pipe min. 3.5% (2°)

WATER QUALITY

Drinking water	
Total hardness	
Cleaning, recoil shower	4-20 °dh / 70 - 360 ppm /
Shower, boiler	7 - 35°TH / 5 - 25°e
Properties	
pH	6.5 - 8.5
Cl ⁻ (chloride)	max. 60 mg/l
Cl ₂ (free chlorine)	max. 0.2 mg/l
SO ₄ ²⁻ (sulphate)	max. 150 mg/l
Fe (iron)	max. 0.1 mg/l
Temperature	max. 40°C
Electrical conductivity	min. 20 µS/cm

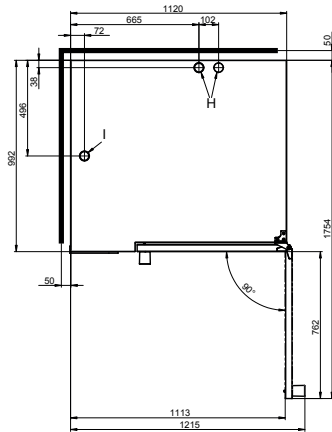
EMISSIONS

Heat output	
Latent heat	3200 kJ/h / 0.89 kW
Sensible heat	4200 kJ/h / 1.17 kW
Waste water temperature	max. 80 °C
Noise during operation	max. 70 dBA

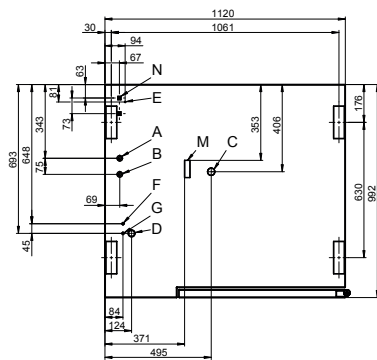
STACKING KIT

Permitted combinations 6.20 on 6.20 / 6.20 on 10.20
(Electric on electric appliance)

View from above with wall clearances



Connection points



- A Water connection (for boiler)
- B Water connection (for cleaning, recoil hand shower)
- C Drain connection DN 50
- D Electrical connection
- E Equipotential bonding
- F Rinse-aid connection
- G Cleaning-agent connection
- H Air vent Ø 50 mm
- I Dry air intake Ø 50 mm
- M Safety overflow 80 x 25 mm
- N RJ45 Ethernet port



WA DEALER
PRACTICAL PRODUCTS PTY LTD

PH: 08 9302 1299
51 Paramount Dr Wangara WA 6065
sales@practicalproducts.com.au
www.practicalproducts.com.au