

STGHT6 TOWER COUNTER SERIES HEATED



COSSIGA

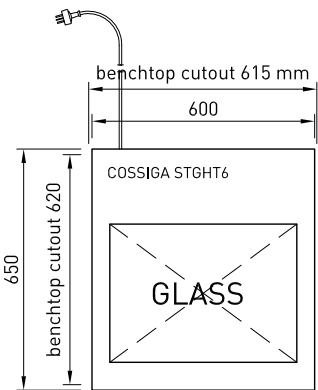
STGHT6-SD



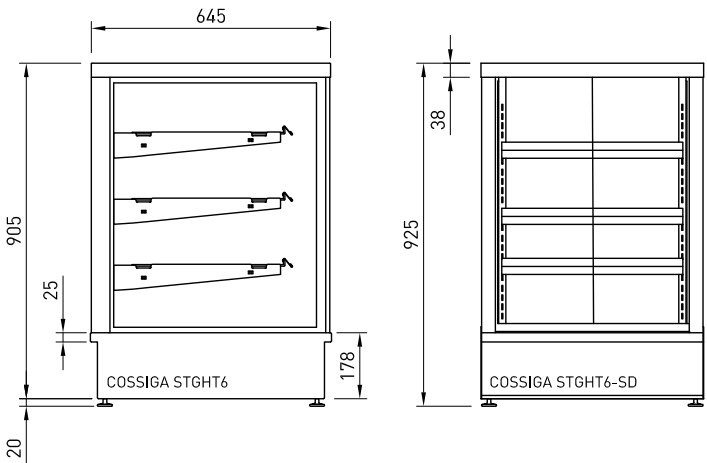
PRODUCT FEATURES

- Deck forced heating
- Single glazed
- Hinged rear door
- Solid front or sliding front doors
- Three adjustable shelves - flat or angled
- Ticket strips on shelves and base
- Under shelf and canopy LED lights

Maximum shelf load weight 15kg spread evenly



STGHT6



Heated 68°C-78°C

CABINET DIMENSIONS & SPECIFICATIONS

Prior to installation see, installation guidelines, ventilation requirements and drainage options documents

MODEL	CABINET			WEIGHT [KG]	CUT OUTS	SHELVING		BASE TRAY	TOTAL FOOD	DISPLAY M ²	INTERNAL VOLUME M ³	POWER		CONNECTION ELECTRICAL POWER CORD 2200MM		VOLTAGE	PACKED FOR SHIPPING			
	LENGTH [MM]	DEPTH [MM]	HEIGHT [MM]			NO.	SIZE W X D	SIZE W X D				KW 230V	AMPS	NZ/AUS	UK		LENGTH [MM]	DEPTH [MM]	HEIGHT [MM]	WEIGHT [KG]
STGHT6-SD STGHT6	600	650	925	88	615x620	3+BASE	490 x 440	540 x 415	55	0.80	0.31	1.24	5.4	10 AMP 3 PIN PLUG	13 AMP 3 PIN PLUG	220~240V	700	730	1100	95



STGHT9 TOWER COUNTER SERIES HEATED



COSSIGA

STGHT9-SD

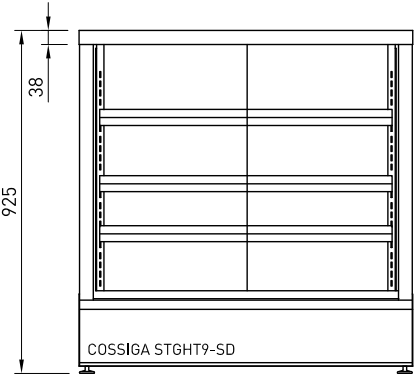
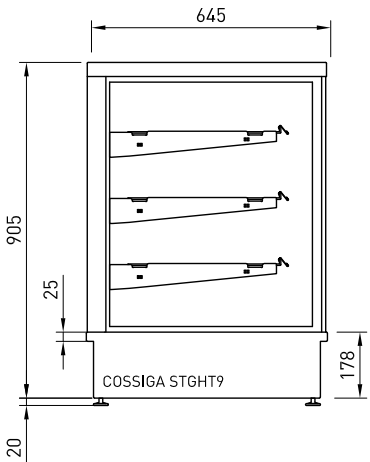
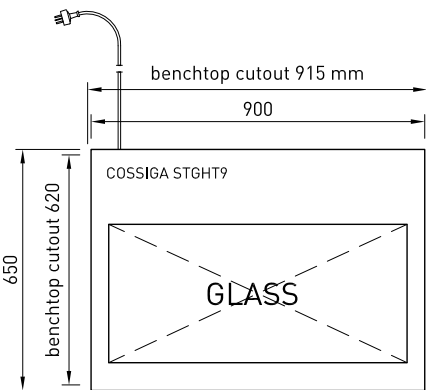


PRODUCT FEATURES

- Deck forced heating
- Single glazed
- Sliding rear doors
- Solid front or sliding front doors
- Three adjustable shelves - flat or angled
- Ticket strips on shelves and base
- Under shelf and canopy LED lights

Maximum shelf load weight 15kg spread evenly

STGHT9



Heated 68°C-78°C

CABINET DIMENSIONS & SPECIFICATIONS

Prior to installation see, installation guidelines, ventilation requirements and drainage options documents

MODEL	CABINET				CUT OUTS	SHELVING		BASE TRAY	TOTAL FOOD	DISPLAY M ²	INTERNAL VOLUME M ³	POWER		CONNECTION ELECTRICAL POWER CORD 2200MM		VOLTAGE	PACKED FOR SHIPPING			
	LENGTH [MM]	DEPTH [MM]	HEIGHT [MM]	WEIGHT [KG]		NO.	SIZE W X D	SIZE W X D	100MM UNITS			KW 230V	AMPS	NZ/AUS	UK		LENGTH [MM]	DEPTH [MM]	HEIGHT [MM]	WEIGHT [KG]
STGHT9-SD STGHT9	900	650	925	110	915x620	3+BASE	790 x 440	840 x 415	84	1.27	0.34	1.71	7.4	10 AMP 3 PIN PLUG	13 AMP 3 PIN PLUG	220-240V	1000	730	1100	117



STGHT12 TOWER COUNTER SERIES HEATED



coSSiga

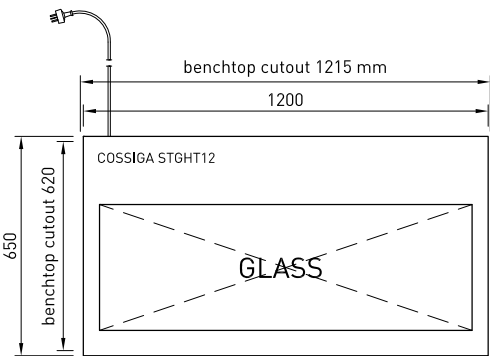
STGHT12-SD



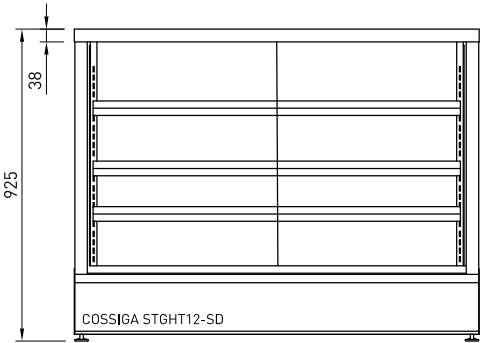
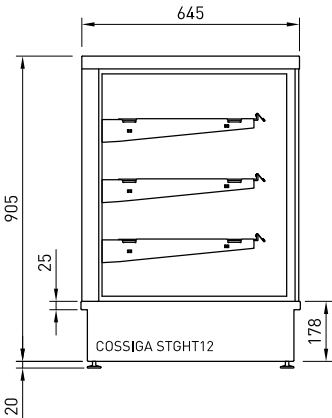
PRODUCT FEATURES

- Deck forced heating
- Single glazed
- Sliding rear doors
- Solid front or sliding front doors
- Three adjustable shelves - flat or angled
- Ticket strips on shelves and base
- Under shelf and canopy LED lights

Maximum shelf load weight 15kg spread evenly



STGHT12





WA DEALER
PRACTICAL PRODUCTS PTY LTD

PH: 08 9302 1299
51 Paramount Dr Wangara WA 6065
sales@practicalproducts.com.au
www.practicalproducts.com.au

Heated 68°C-78°C

CABINET DIMENSIONS & SPECIFICATIONS

Prior to installation see, installation guidelines, ventilation requirements and drainage options documents

MODEL	CABINET				CUT OUTS	SHELVING		BASE TRAY	TOTAL FOOD	DISPLAY M ²	INTERNAL VOLUME M ³	POWER		CONNECTION ELECTRICAL POWER CORD 2200MM		VOLTAGE	PACKED FOR SHIPPING			
	LENGTH [MM]	DEPTH [MM]	HEIGHT [MM]	WEIGHT [KG]		NO.	SIZE W X D	SIZE W X D	100MM UNITS			KW 230V	AMPS	NZ/AUS	UK		LENGTH [MM]	DEPTH [MM]	HEIGHT [MM]	WEIGHT [KG]
STGHT12-SD STGHT12	1200	650	925	126	1215x620	3+BASE	1090 x 440	1140x 415	121	1.75	0.46	2.21	9.6	15 AMP 3 PIN PLUG	15 AMP 3 PIN PLUG	220~240V	1300	730	1100	133

