

Technical Data Sheet

CH.BMH.I.5

Bain Marie Hot Cupboard Heated

Island


Product Code:

CH	= Culinaire Heated
BMH	= Bain Marie Hot Cupboard
I	= Island
5	= 5 Modules

Optional Extras:
Radius Well

- Add **R** to code CH.BMH.IR.5
 (If Required, must be nominated at time of order)

Left Hand Controls

- Add **L** to code CH.BMH.I.L.5
 (If Required, must be nominated at time of order)
 CH.BMH.IR.L.5

Work Shelf
CA.WS.5
Accessories:
Cross Pan Dividers

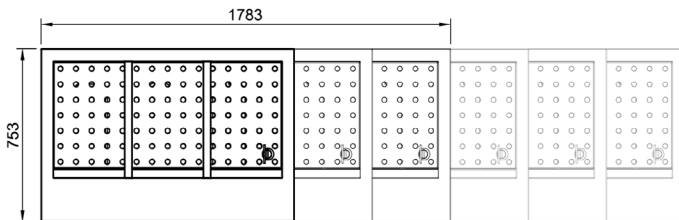
- To suit smaller GN pans **CA.PXS**

Technical Data:

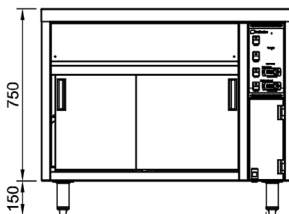
Dimensions: W x D x H:	1783 x 753 x 900
Total Connected Load:	5.95kW
Electrical Connection:	240V 3Ø + N + E
Phase 1 Connection:	
Phase 2 Connection:	
Phase 3 Connection:	
Water Connection:	15mm
Waste Connection:	50mm

Product Information:

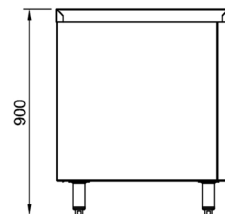
- Comes complete with stainless steel timber backed island bench top fitted to the **CH.BMH.U.**
- Adjustable digital temperature controller allows food to be held between +65°C to +90°C (food must be heated above 65°C before being placed in bain marie or hot cupboard)
- Wet or dry operation to bain marie (temperature varies greatly when run dry, should not be left unattended for long periods of time)
- Hot cupboard features a fan forced heating system which offers energy efficiency, faster heat up times and even heat distribution
- Top mounted easy glide doors that do not sit in a bottom track, eliminates dirt trap
- Double skinned air insulated on all sides to minimise heat to external panels
- Robust construction from 304 grade stainless steel with a No.4 finish
- Water inlet at opposite end to drain for ease of cleaning
- Ready for connection to hot water inlet and waste with all valves supplied and fitted
- Supplied with 1 chrome plated steel wire shelf per door
- Bain marie suits gastronorm pans up to 150mm deep (sold separately)
- Stainless steel work shelf fitted to fold down brackets can be added as an optional extra at the time of ordering. This item is factory fitted at the time of manufacture



Plan View



Front Elevation



End Elevation

 Service
 121 - Connections


Due to continuous product research and development, the information contained herein is subject to change without notice


WA DEALER
PRACTICAL PRODUCTS PTY LTD

 PH: 08 9302 1299
 51 Paramount Dr Wangara WA 6065
 sales@practicalproducts.com.au
 www.practicalproducts.com.au