



INLINE

3000 SERIES 800 FREESTANDING/CURVED HEATED

RANGE	INLINE 3000 SERIES	
TEMPERATURE	HEATED	
MODEL	IN-3H08-CU-FF-FS	IN-3H08-CU-SD-FS
FRONT	CURVED/ FIXED FRONT	CURVED/ SLIDING DOORS
INSTALLATION	FREESTANDING	
HEIGHT	1261mm	
WIDTH	803mm	
DEPTH	663mm	

TEMPERATURE RANGE	+30°C – +90°C
RECOMMENDED CORE PRODUCT TEMPERATURE	> +65°C
ENVIRONMENTAL TEST CONDITIONS	22°C / 65% RH



Showing : Inline 3000 Series heated 800mm curved freestanding fixed front

FEATURES

- High energy efficiency: 0.63 kWh per hour (average)**
- Cabinet operating temperature range +30°C - +90°C
Recommended core product temperature >+65°C**
- Smart display with toughened safety glass encased in brushed stainless steel frame

Fixed Front or Sliding Doors Heated Display

- Three tiltable, height-adjustable stainless steel wire rack shelves are full cabinet width to support maximum display capacity
- 25,000 hour LED lighting system at 2758 lumens per metre in cabinet top
- Unique shelf mounted ticket strip front and rear: 30mm
- Extrusion at top of display area accommodates insert for branding

Operational Excellence

- Sliding doors (staff side) and fixed front or sliding doors options (customer side)
- Constructed from stainless and mild steel with toughened safety glass and double-glazed end panels for maximum energy efficiency, climate control and durability
- Low-wattage, high-density element provides even temperature distribution
- Fitted with adjustable 150mm legs (+30mm adjustment)

OPTIONS & ACCESSORIES

- Shelf trays: Toughened safety glass or mild steel. Colour and woodprint options available for steel shelf trays
- Stainless steel product trays with sides to contain product residue
- Stainless steel pie chutes and dividers
- Additional shelf
- 25,000 hour LED lighting to shelves
- Branded decals/insert
- Rear door or end glass mirror application
- Adjustable 100mm legs (+25mm adjustment), lockable castors or unidirectional rollers
- Forward-facing controls
- Ambient rear storage area
- Rear deck assemblies
- Custom joinery solution



Please contact FPG to discuss your requirements for meeting country-specific standards.



INLINE

3000 SERIES 800 FREESTANDING/CURVED HEATED

HEATED DATA

MODEL	TEMPERATURE RANGE	RECOMMENDED CORE PRODUCT TEMPERATURE	ENVIRONMENTAL TEST CONDITIONS	HEATING
IN-3H08-CU-XX-FS	+30°C – +90°C	> +65°C	22°C / 65% RH	Low-wattage, high-density element

ELECTRICAL DATA

MODEL	VOLTAGE	PHASE	CURRENT	E24H (kWh)	kWh per hour (average)	IP RATING	MAINS		LED LIGHTING		
							CONNECTION	CONNECTION PLUG ¹	HOURS	LUMENS	COLOUR
IN-3H08-CU-XX-FS	220-240 V	Single	3.9 A	15.12	0.63	IP 20	3 metre, 3 core cable	10 amp, 3 pin plug	25,000	2758 per metre	Natural

¹Please advise country to change plug specification.

CAPACITY, ACCESS & CONSTRUCTION

MODEL	DISPLAY AREA	LEVELS	ACCESS FRONT	ACCESS REAR	CHASSIS CONSTRUCTION
IN-3H08-CU-FF-FS	0.62 m ²	3 Shelves	Fixed front	Sliding doors	Stainless 304 and mild steel
IN-3H08-CU-SD-FS	0.62 m ²	3 Shelves	Sliding doors	Sliding doors	Stainless 304 and mild steel

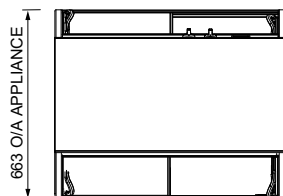
DIMENSIONS

MODEL	H x W x D mm (Uncrated)	MASS (Uncrated)
IN-3H08-CU-XX-FS	1261 x 803 x 663	- kg

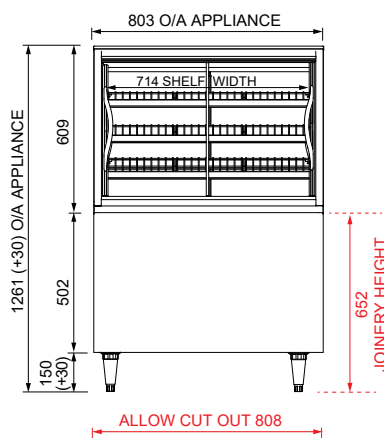
Crated weights and dimensions vary. Please contact us for information on your shipment.

Installation note:

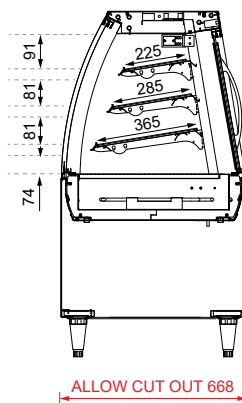
Model cutout dimensions: IN-3H08-CU-XX-FS models require 808 x 668mm benchtop cutout. Joinery height 652mm (see product manual for installation guide).



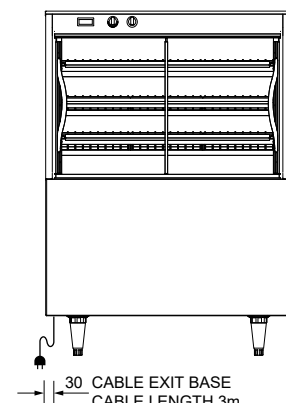
PLAN VIEW



FRONT ELEVATION



SECTION VIEW



REAR ELEVATION

More information including technical data and installation guidelines is available from the Product Manual published on our website.

In line with our policy to continually develop, improve and support our products, Future Products Group Ltd reserves the right to change specifications and design without notice.



WA DEALER
PRACTICAL PRODUCTS PTY LTD

PH: 08 9302 1299
51 Paramount Dr Wangara WA 6065
sales@practicalproducts.com.au
www.practicalproducts.com.au